

Introduce yourself in the chat!
What is your institution and
where in the world are you?

*I'm in Philly, but originally from
Birmingham, AL!*

Pathways

This webinar is suited to Involve users
who use Points and/or Co-Curricular
Opportunities (CCO)!

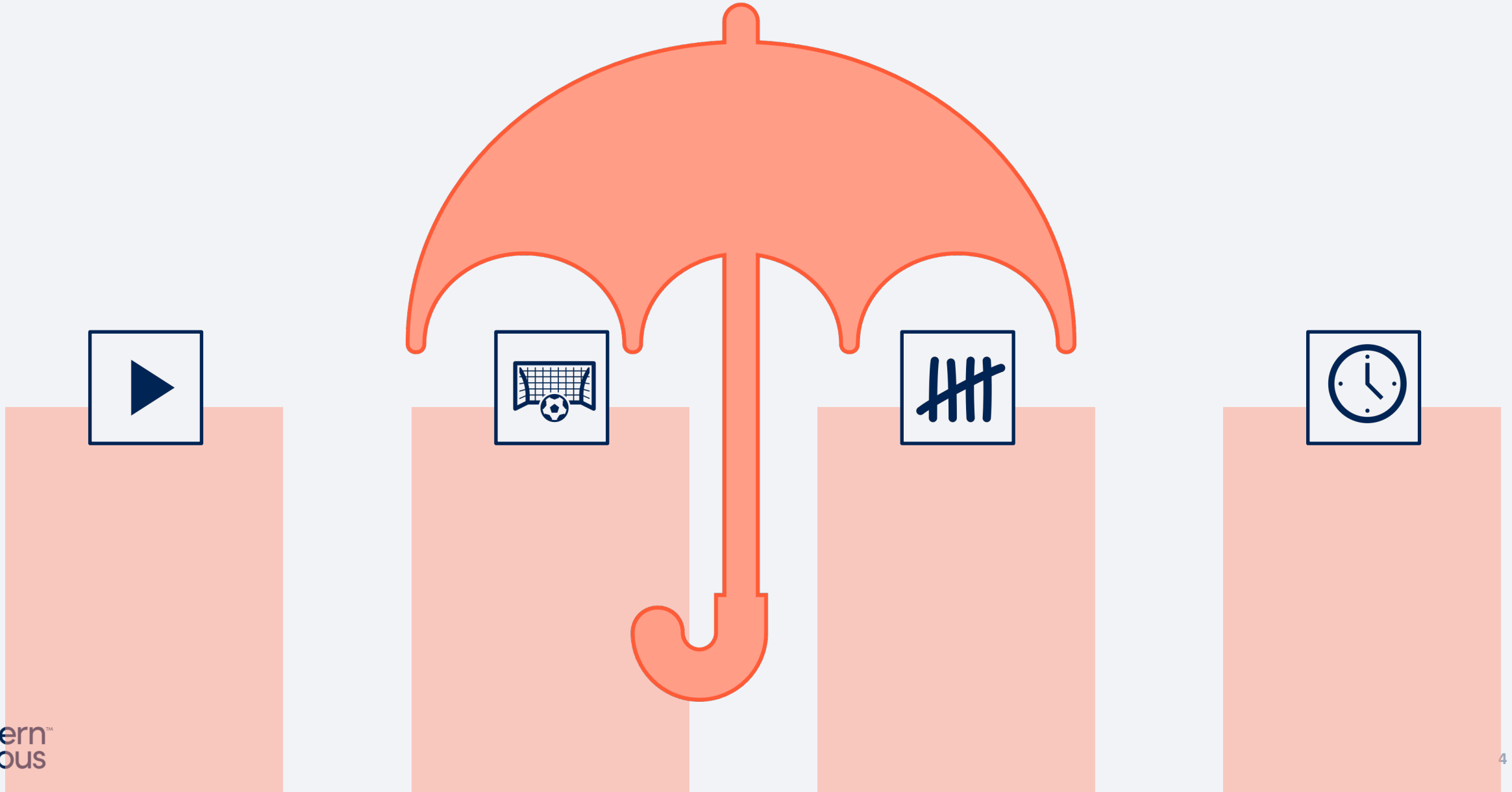
Agenda

1. Points + CCO
2. What are pathways?
3. Pathway options
4. Create a pathway
5. Monitor your pathways
6. FAQs
7. Q&A
8. Close



Points + CCO

Co-Curricular Opportunities



Co-Curricular Opportunities



Experiences

- Events
- Programs
 - Orientation
 - Leadership
- Awards
- Internships
- Achievements
- Trainings
- Campus Jobs
- Study Abroad



Experiences

Search Experiences



First Year Orientation



Leadership Programs



Personal Development Experiences

Experience Types

New Experiences



LEADERSHIP PROGRAMS
Personality Type Assessme...



FIRST YEAR ORIENTATION
Sexual Assault Training



FIRST YEAR ORIENTATION
Cricket Card




LEADERSHIP PROGRAMS
Resume Review

Experiences

First Year Orientation

View All



Co-Curricular Opportunities



Experiences

- Events
- Programs
 - Orientation
 - Leadership
- Awards
- Internships
- Achievements
- Trainings
- Campus Jobs
- Study Abroad



Co-Curricular Opportunities



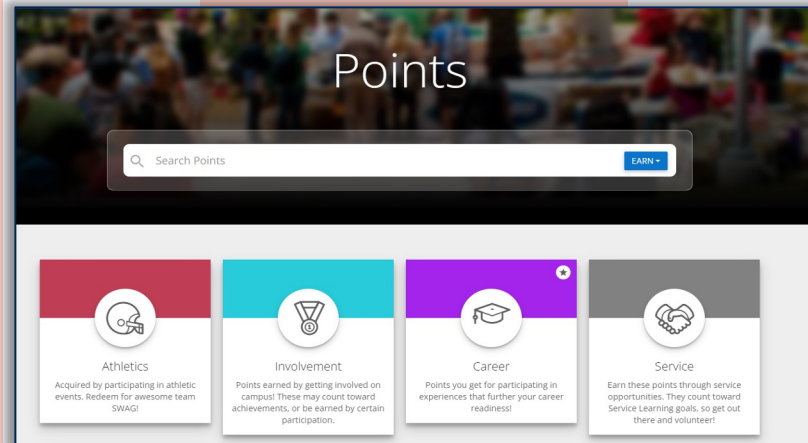
Experiences

- Events
- Programs
 - Orientation
 - Leadership
- Awards
- Internships
- Achievements
- Trainings
- Campus Jobs
- Study Abroad

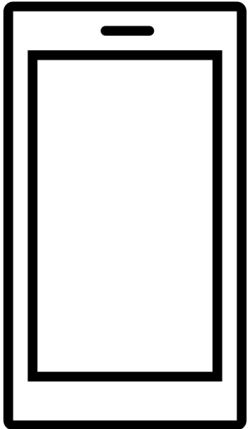


Points


- Leadership
- Involvement
- School Spirit
- Career Readiness




Points Gamification



Scan In



Earn Points



Cash Out

Co-Curricular Opportunities

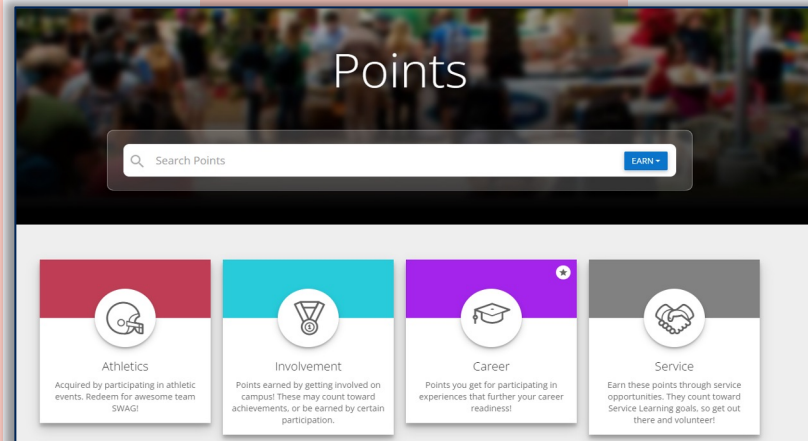


Experiences

- Events
- Programs
 - Orientation
 - Leadership
- Awards
- Internships
- Achievements
- Trainings
- Campus Jobs
- Study Abroad

Points

- Leadership
- Involvement
- School Spirit
- Career Readiness



Co-Curricular Opportunities



Experiences

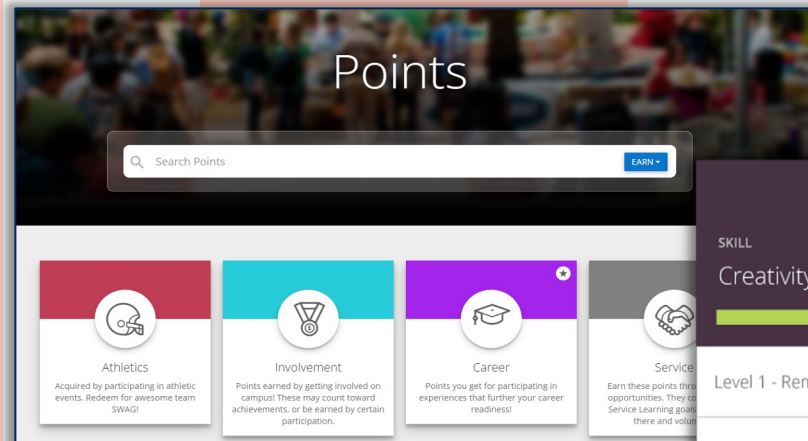
- Events
- Programs
 - Orientation
 - Leadership
- Awards
- Internships
- Achievements
- Trainings
- Campus Jobs
- Study Abroad

Points

- Leadership
- Involvement
- School Spirit
- Career Readiness

Skills

- CAS Student Outcomes
- NACE Learning Outcomes
- Your Institution's Specific Outcomes!



SKILL		Creativity and change leadership	
Level 1 - Remember	✓	Level 4 - Analyze	✓
Level 2 - Understand	✓	Level 5 - Evaluate	✓
Level 3 - Apply	✓	Level 6 - Create	▬

Co-Curricular Opportunities



Experiences

- Events
- Programs
 - Orientation
 - Leadership
- Awards
- Internships
- Achievements
- Trainings
- Campus Jobs
- Study Abroad



Points

- Leadership
- Involvement
- School Spirit
- Career Readiness



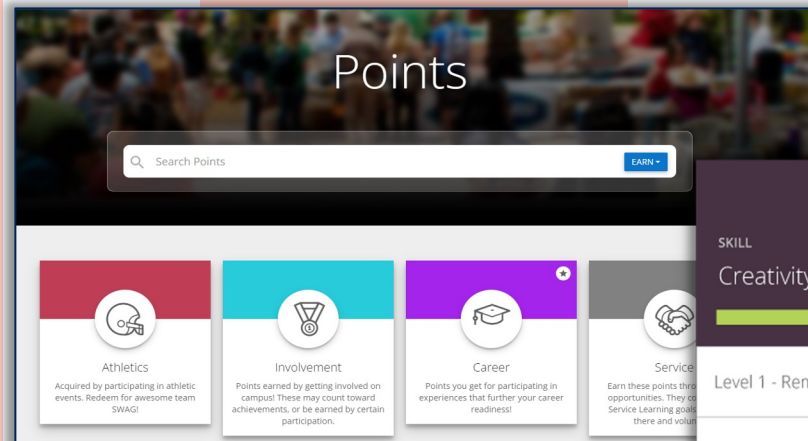
Skills

- CAS Student Outcomes
- NACE Learning Outcomes
- Your Institution's Specific Outcomes!



Service Hours

- Earn hours
- Request
- Track



SKILL		Creativity and change leadership	
Level 1 - Remember	✓	Level 4 - Analyze	✓
Level 2 - Understand	✓	Level 5 - Evaluate	✓
Level 3 - Apply	✓	Level 6 - Create	▬



What are pathways?

Pathway


Automatically apply a point, skill, or experience to a students' profile once they have completed a task.

14



Skills	2 - Apply level of Creativity Skill
1 Skills	1 - Know level of Creativity Skill
0 Competencies	Member - Dog Walkers of CU Membership
Service Hours	Member - CU Pride Coalition Membership
18 Service Hours	Earned 18 service hours Service Hours
Points	Completed Identity Development Skill
Cricket Points	
30 Balance	
30 Total Earned	

Pathways



Attend any 8 events tagged with leadership [View Events](#)

Complete reflection for "events tagged with leadership" [Complete Reflection](#)

or

Hold President of an organization for 12 months [View Organizations](#)

Design Connections

Actionable

Automate Earning

Pathway

✓ SAVE CHANGES

Earn Opportunity

SINGLE MULTIPLE


Choose an opportunity to earn by completing the following conditions

Opportunity	Points	Point Amount
<u>Point</u>	<u>Cricket Points</u>	<u>10</u>

1 Condition

+ ADD CONDITION

Create conditions for students to complete and automatically earn the opportunity

Attend an event tagged with Leadership 





Attend the Event



Get the points!

Required Learning

APPLY TO EARN

ENROLL

Details

Description

As part of our commitment to creating a safe and supportive campus environment, we require all incoming students to complete mental health, sexual assault, and alcohol awareness training.

These training programs are designed to provide you with important information and resources that will help you stay healthy, safe, and informed during your time at college. By completing these trainings, you'll learn how to recognize and respond to mental health concerns, how to prevent and respond to sexual assault, and how to make responsible decisions regarding alcohol use.

Earn Required Learning

Complete the following requirements to earn the Required Learning experience

Earn an First Year Orientation opportunity of Sexual Assault Training

VIEW EXPERIENCE

Earn an First Year Orientation opportunity of Alcohol Awareness Training

VIEW EXPERIENCE

Related Experiences



Networking

APPLY TO EARN

Details

Description

Many personal development experiences, such as joining clubs or organizations, attending conferences, or participating in community service, provide opportunities for students to meet new people and expand their social and professional networks.

Opportunity

Opportunity Type	Points	Point Amount
Point	Leadership Points	25

Earn Networking

Complete the following requirements to earn the Networking experience

Attend an event that has an Personal Development Experiences opportunity of Networking 2 times

VIEW EVENTS

Earn Opportunities

Earn opportunities by earning this experience

2

Skills

Earn Certified Student Leader 3 Ways

Complete the following requirements to earn the Certified Student Leader experience

Attend an event tagged with Leadership 5 times

[VIEW EVENTS](#)

Hold President for 6 Month(s)

[VIEW ORGANIZATIONS](#)

Earn 50 Leadership points

[VIEW POINT](#)

or

Attend an event tagged with Leadership 3 times

[VIEW EVENTS](#)

Hold membership in an organization for 2 Month(s)

[VIEW ORGANIZATIONS](#)

Earn 3000 Leadership points

[VIEW POINT](#)

Pathways Options

Pathway Options

22

The screenshot displays the 'Pathway' configuration interface. At the top left is a navigation sidebar with icons for home, grid, document, users, calendar, globe, dollar sign, graduation cap, heart, star, and chart. The main header area is teal and green, with the word 'Pathway' on the left and a 'SAVE CHANGES' button on the right. Below the header is a white card titled 'Earn Opportunity' with a subtitle 'Choose an opportunity to earn by completing the following conditions'. To the right of the subtitle are 'SINGLE' and 'MULTIPLE' selection buttons. The card contains two dropdown menus: 'Opportunity' (with 'Experience' selected) and 'Experience Type'. A dropdown menu is open under 'Opportunity', listing 'Experience', 'Skill', and 'Point'.

Conditions

23

Pathway ✓ SAVE CHANGES

Earn Opportunity SINGLE MULTIPLE

Choose an opportunity to earn by completing the following conditions

Opportunity	Experience Type	Experience
Experience	Certifications	CPR Certification (Red Cross)

1 Condition + ADD CONDITION

Create conditions for students to complete and automatically earn the opportunity

Condition Type



Events

1 Condition

Create conditions for students to complete and automatically earn the opportunity

+ ADD CONDITION

Condition Type



Event

Attend Event

Attend Event With Tag

Attend Event With Category

Attend Event With Experience

Attend Event With Skill



Forms

1 Condition

Create conditions for students to complete and automatically earn the opportunity

+ ADD CONDITION

25

Condition Type



Form

Submit Form

Submit Reflection Form For Rule

Organization Membership

1 Condition

Create conditions for students to complete and automatically earn the opportunity

+ ADD CONDITION

Condition Type

- Membership
- Officer Of Organization For Time
- Officer Of Category For Time
- Officer For Any Time
- Member In Organization For Time
- Member In Category For Time
- Member For Any Time

Opportunities



1 Condition

Create conditions for students to complete and automatically earn the opportunity

+ ADD CONDITION

Condition Type

- Opportunity
- Earn Experience
- Earn Experience Of Type
- Earn Skill
- Earn Point
- Earn Competency

Service Hours

1 Condition

Create conditions for students to complete and automatically earn the opportunity

+ ADD CONDITION

Condition Type

Earn Experience Of Type

Earn Skill

Earn Point

Earn Competency

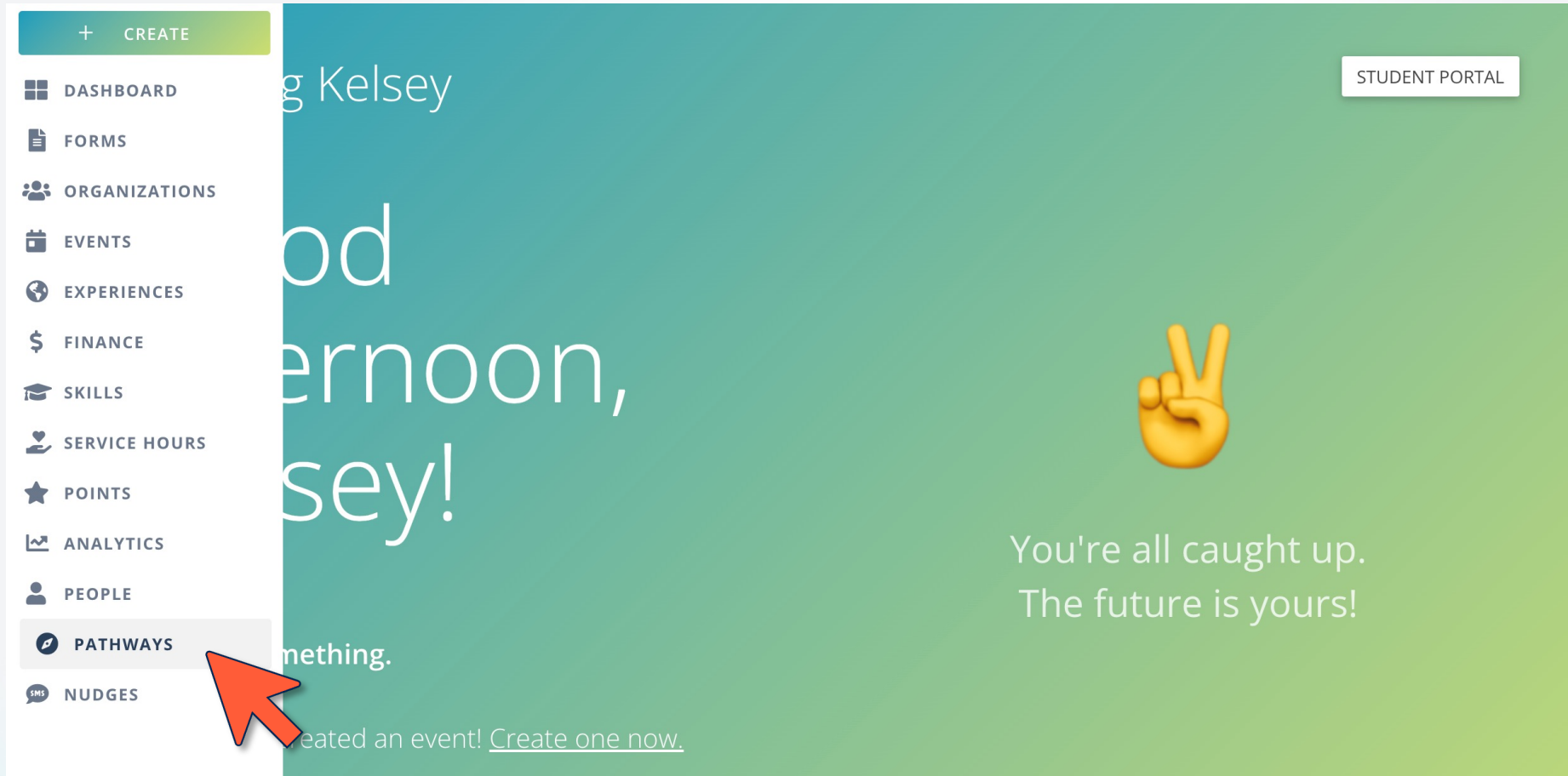
Service

Volunteer

Create a Pathway

Navigate to the Pathways page

30



Create or Edit

31

The screenshot displays the 'Pathways' section of the Modern Campus interface. At the top, there is a teal header with the word 'Pathways' and a white plus icon in a circle on the right. Below the header is a search bar with the placeholder text 'Search Pathways' and a purple button labeled 'OPPORTUNITY TYPE'. A red arrow points to the plus icon in the top right corner. The main content area lists three skills, each with an 'EDIT' button and a '1 Condition' dropdown menu.

Skill Name	Updated	Action
Earn the Research and Reflection skill to Level 1 - Know	07/15/2024 - 12:26 PM	EDIT
Earn the Creativity skill to Level 1 - Know	07/15/2024 - 11:40 AM	EDIT
Earn 10 Cricket Points points	07/15/2024 - 11:20 AM	EDIT


Select opportunity

Pathway ✓ SAVE CHANGES

Earn Opportunity SINGLE MULTIPLE

Choose an opportunity to earn by completing the following conditions

Opportunity	Experience Type	Experience
Experience	Anchor Orientation	Anchor Orientation



32

Select Conditions

1 Condition

Create conditions for students to complete and automatically earn the opportunity

Attend the Event Name event



BINGO

BINGO NIGHT

BONGO

Build your own succulent

Call-A-Thon

Campus Idol

CF

Click Save!

Pathway

✓ SAVE CHANGES

Earn Opportunity SINGLE MULTIPLE

Choose an opportunity to earn by completing the following conditions

Opportunity	Experience Type	Experience
Experience	Anchor Orientation	Anchor Orientation

34

Pathways demo

- Create a pathway to earn the CPR Certification (Red Cross) opportunity by attending the CRP class event!
- Attend CPR class

Attach a Tag

Use a tag pathway!

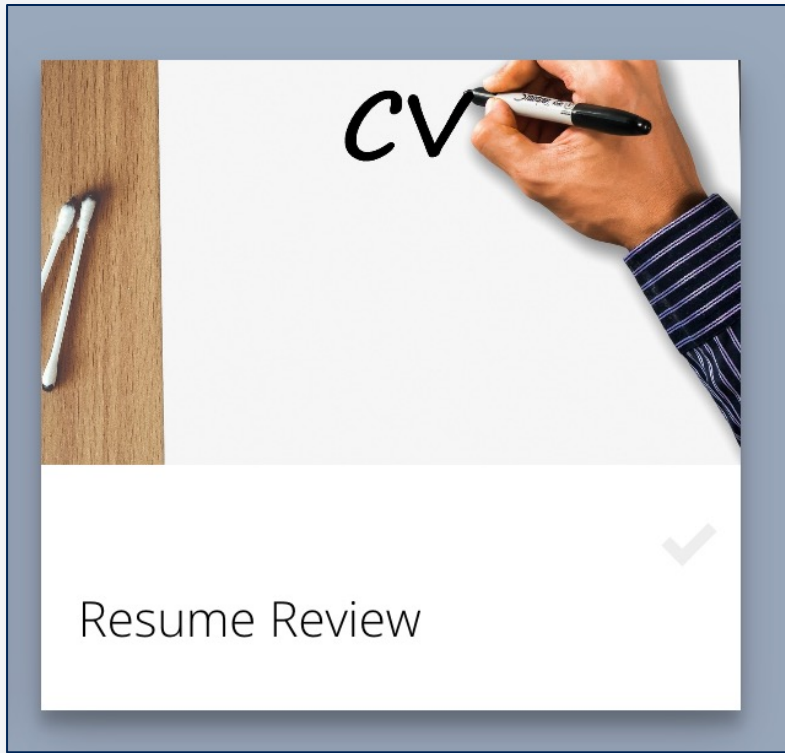
The screenshot shows the 'Events' page with a search bar and filter buttons. The 'TAGS' filter is active, and a dropdown menu is open showing the following options: Academic, Educational, Food, Leadership, On Campus, and Stress Reduction. Below the filters, a card for a 'Leadership Conference' is visible, including details like 'Career Services', '07/24/2024 - 11:20 AM', and 'Haley 404'.

The screenshot shows the 'Events Tags' management page. It features a search bar for tags and a table listing existing tags and their associated event counts.

Title	Events	
Academic	4	⋮
Active	2	⋮
Athletics	0	⋮

Tags

38



Experiences: Resume Review

A 'Create Tag' form with a dark green border. The title 'Create Tag' is at the top left. Below it is a text input field with the label 'Tag Name' and the text 'Resume Review'. At the bottom right, there are two buttons: 'CREATE' and 'CLOSE'.

Tag: Resume Review

Earn Opportunity

SINGLE MULTIPLE

Choose an opportunity to earn by completing the following conditions

Opportunity

Experience

Experience Type

Anchor Orientation

Experience

Anchor Orientation

1 Condition

+ ADD CONDITION

Create conditions for students to complete and automatically earn the opportunity

Condition Type

Q |

Event

Attend Event

Attend Event With Tag

Attend Event With Category

Attend Event With Experience

Attend Event With Skill



1 Condition

Create conditions for students to complete and automatically earn the opportunity

Attend an event tagged with

Tag

Anchor Orientation

Require multiple times



Demo

- Create a pathway with a tag
- Create a pathway so that earns for being a member for a time
 - Skill – appreciation of the arts
 - Member of category for a time - theater
- Create a second pathway
 - Skill – appreciation of the arts
 - Member of art

Manage Pathways

Stay up to date

Pathway ✓ SAVE CHANGES

Earn Opportunity
Choose an opportunity to earn by completing the following conditions

Opportunity Experience Experience Type Certifications

1 Condition
Create conditions for students to complete and automatically earn the opportunity

Attend the Event Name CPR Certification Class event



CPR Certification Class

CU Office of Health and Wellness

📅 07/22/2024 - 3:28 PM

📍 Haley 302

View Current Pathways

The screenshot shows the 'Pathways' section of the Modern Campus interface. It features a red header with the title 'Pathways' and a search bar labeled 'Search Pathways'. To the right of the search bar is a dropdown menu for 'OPPORTUNITY TYPE'. Below the search bar are three pathway cards, each with an 'EDIT' button and a 'Conditions' dropdown. The first card is 'Earn the Park Cleanup experience of type Community Service' with 1 Condition. The second card is 'Earn the Certified Student Leader experience of type Certifications' with 1 Condition. The third card is 'Earn the Certified Student Leader experience of type Certifications' with 3 Conditions. A red arrow points to the 'SMS' icon in the left-hand navigation menu.

Pathway Title	Type	Updated	Conditions
Earn the Park Cleanup experience	Community Service	07/16/2024 - 10:42 AM	1 Condition
Earn the Certified Student Leader experience	Certifications	07/15/2024 - 3:56 PM	1 Condition
Earn the Certified Student Leader experience	Certifications	07/15/2024 - 3:49 PM	3 Conditions

View Current Pathways

45

Experiences

8 Experience Types | 47 Experiences

Search Experiences

Experience	Type	Description
Accounting	Internships	Practice your accounting skills in a real life accounting department!
Alcohol Awareness	Anchor Orientation	This course is designed to teach you healthier decisions related to alcohol and other drugs, the mental and physical the effects of alcohol, and best practices to engage in bystander intervention. You can find this program in your Everfi Portal.
Anchor Meets	Rules Anchor Orientation	Meet with your team of Atlantis staff that will have your back during your college career.
Anchor Orientation	Rules Anchor Orientation	Hop aboard for Anchor, Atlantis New Student Orientation! You will gain the information needed to be successful at Atlantis. You will learn about university resources, clarify the next steps you need to take before the first day of classes, prepare you for your future at Atlantis and – the best part – connect you with both new and current students. Orientation at Atlantis is required for all new undergraduate, transfer

Experience Types CREATE TYPE

- [Studying Abroad](#)
- [Internships](#)
- [Community Service](#)
- [Achievements](#)
- [Certifications](#)
- [Career Readiness](#)
- [Atlantis On-Demand](#)
- [Anchor Orientation](#)

Delete a Pathway

46

The screenshot shows the 'Pathways' section of the Modern Campus interface. It features a search bar at the top with the text 'Search Pathways' and a purple button labeled 'OPPORTUNITY TYPE'. Below the search bar are two pathway cards. The first card is titled 'Earn the Park Cleanup experience of type Community Service' and includes the text 'Experience | Updated 07/16/2024 - 10:42 AM'. To the right of this card is an 'EDIT' button with a red arrow pointing to it, and below it, the text '1 Condition'. The second card is titled 'Earn the Certified Student Leader experience of type Certifications' and includes the text 'Experience | Updated 07/15/2024 - 3:56 PM'. To the right of this card is an 'EDIT' button with a dropdown arrow, and below it, the text '1 Condition'. A vertical sidebar on the left contains various navigation icons, and a red header bar at the top contains the word 'Pathways' and a plus sign icon.

Delete a Pathway

47

The screenshot shows the 'Pathway' editor interface. At the top left is a navigation sidebar with icons for home, documents, users, calendar, globe, currency, graduation, heart, star, charts, people, compass, and SMS. The main header is orange and contains the word 'Pathway' in white. On the right side of the header, there is a green 'SAVE CHANGES' button with a dropdown arrow. A red arrow points to this dropdown, which is open and shows a 'Delete Rule' option. Below the header, there are two main sections. The first section is titled 'Earn Opportunity' and includes the instruction 'Choose an opportunity to earn by completing the following conditions'. It features three dropdown menus: 'Opportunity' set to 'Experience', 'Experience Type' set to 'Community Service', and 'Experience' set to 'Park Cleanup'. The second section is titled '1 Condition' and includes the instruction 'Create conditions for students to complete and automatically earn the opportunity'. It features a '+ ADD CONDITION' button and a single condition: 'Attend an event tagged with' followed by a 'Tag' dropdown set to 'Service' and a plus icon in a circle. A close icon (x) is visible in the top right corner of the condition box.

Demo

- View current pathways
- Filter
- Delete

Pathway FAQs

If I update a pathway, will it affect those who have already earned it.

- No!
- Updating a pathway will affect future cases
- Users will retain the Skill, Experience, or Point they previously earned

Are pathways retroactive?

- Yes!
- Scenario:
 - A student checked into an event with the tag “Leadership” last week
 - Today you create a pathway for a student to gain points if they attend a “leadership” tagged event
 - The student will gain the points!

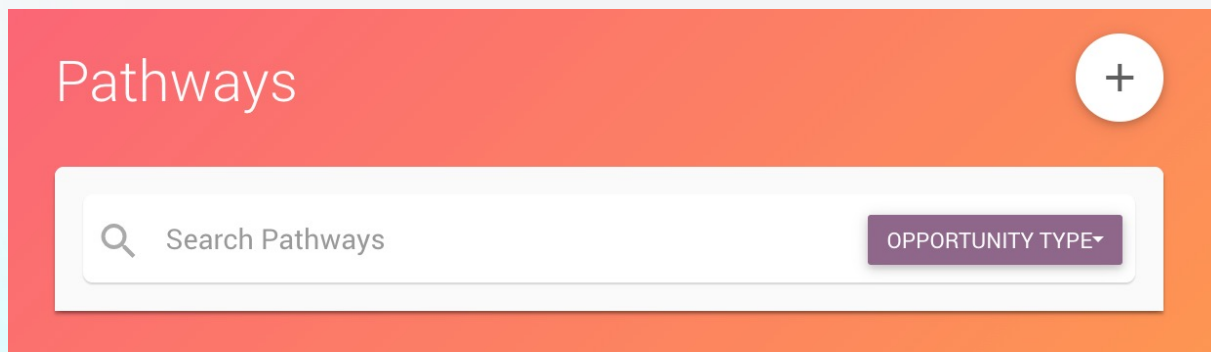
51



Can I have multiple pathways to earn the same skill/point/experience?

- Yes!
- To create a **DIFFERENT** pathway
 - Click the (+) button and create your pathway
 - This will create an OR pathway

52

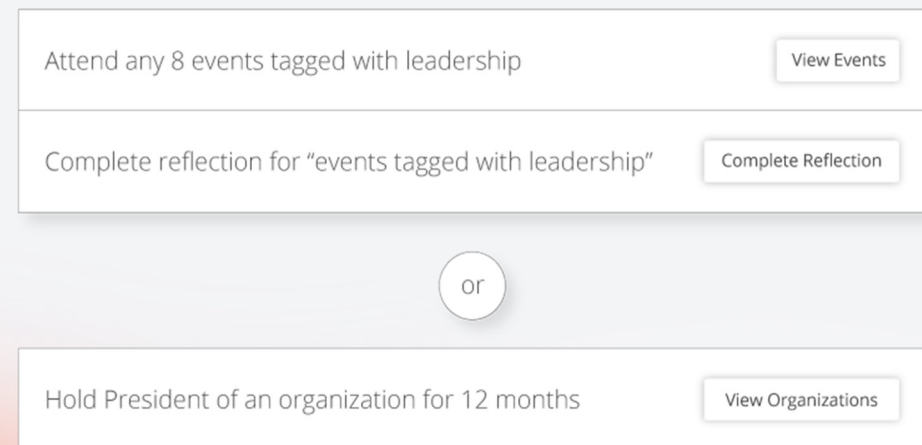


Pathways

+

Search Pathways

OPPORTUNITY TYPE



Attend any 8 events tagged with leadership [View Events](#)

Complete reflection for "events tagged with leadership" [Complete Reflection](#)

or

Hold President of an organization for 12 months [View Organizations](#)

What can you put into
practice TODAY?

Q&A

Please put your questions in the Q&A box.
I'll get to as many as possible and follow up via
email if more research is needed!

Thank You

See you next month!