

# CCO: Experiences

Experiences are part of a premium package called Co-Curricular Opportunities.

*This webinar is suited to those who already have the CCO add-on or are interested in learning about how Experiences work!*

# Agenda

1. Intro
2. Portal Tour
3. Experience Examples
4. Management
5. Plan and Create an Experience
6. Q&A
7. Close



# Experiences

# Self Awareness Experience

APPLY TO EARN

## Details

### Description

Gain the self awareness opportunity by completing the personality type assessment, linked in portfolio review, and resume review

## Opportunity

### Opportunity Type

Point

### Points

Leadership Points

### Point Amount

25

### Earn Self Awareness Experience

Complete the following requirements to earn the Self Awareness Experience experience

Earn an Leadership Programs opportunity of Personality Type Assessment



Earn an Leadership Programs opportunity of LinkedIn Portfolio Review

VIEW EXPERIENCE

Earn an Leadership Programs opportunity of Resume Review

VIEW EXPERIENCE

### Earn Opportunities

Earn opportunities by earning this experience

2

Skills

25

Leadership Points Points



## LEADERSHIP PROGRAMS



# Self Awareness Experience



# What are Experiences?

- Outside the classroom
- Customizable

5

## Self Awareness Experience

[APPLY TO EARN](#)

**Details**

**Description**  
Gain the self awareness opportunity by completing the personality type assessment, linked in portfolio review, and resume review

**Opportunity**

Opportunity Type	Points	Point Amount
Point	Leadership Points	25

**Earn Self Awareness Experience**  
Complete the following requirements to earn the Self Awareness Experience experience

Earn an Leadership Programs opportunity of Personality Type Assessment ✓

Earn an Leadership Programs opportunity of LinkedIn Portfolio Review VIEW EXPERIENCE

Earn an Leadership Programs opportunity of Resume Review VIEW EXPERIENCE

**Earn Opportunities**  
Earn opportunities by earning this experience

Earn 2 Skills
2

25  
Leadership Points Points

**PROGRAMS**

Self Awareness Experience

✓

# What are Experiences?

- Campus participation!
  - Track
  - Gamify

6

Self Awareness Exp

**Details**

**Description**  
Gain the self awareness opportunity by completing the personality type assessment, linked in portfolio review, and re

**Opportunity**

Opportunity Type	Points
Point	Leadership Points

**Earn Self Awareness Experience**  
Complete the following requirements to earn the Self Awareness Experience experience

- Earn an Leadership Programs opportunity of Personality Type Assessment
- Earn an Leadership Programs opportunity of LinkedIn Portfolio Review  [VIEW EXPERIENCE](#)
- Earn an Leadership Programs opportunity of Resume Review  [VIEW EXPERIENCE](#)

**LEADERSHIP PROGRAMS** ✓

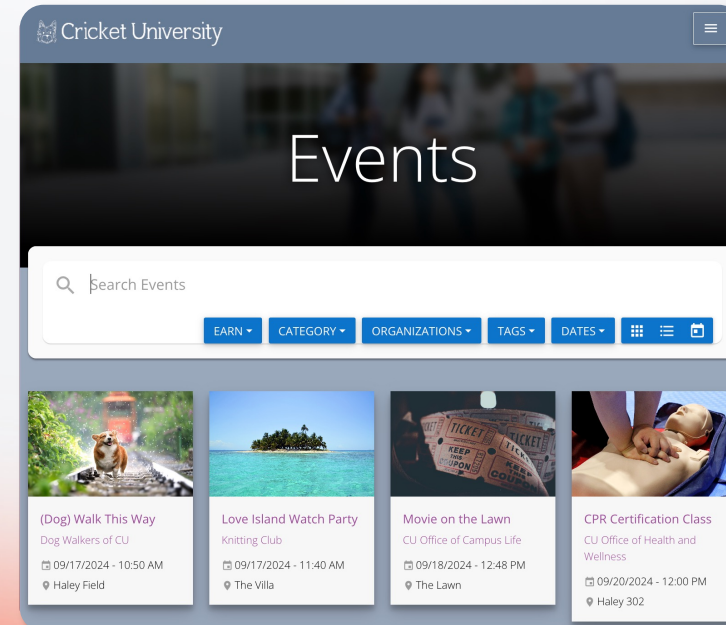
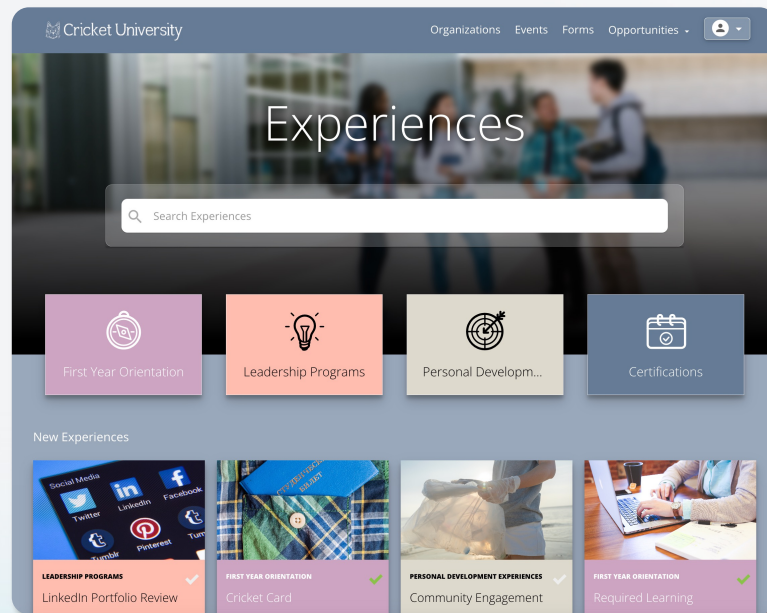
## Self Awareness Experience

Progress bar: 25% complete

# How are Experiences different from Events?

- Create multiple pathways
- Could be attached to events
- Could be completed independently / on their own timeline
- Earn “Credit” on your SmartTranscript

7



# Smart Transcript

8

Kelsey Seale

PROFILE EXPERIENCES SKILLS

1 Experiences In Progress 0 Experiences Enrolled 5 Experiences Completed

Experiences

Search Experiences

In Progress

Experiences you've made progress towards completing.

LEADERSHIP PROGRAMS Self Awareness Experience

Completed

Experiences you've completed

FIRST YEAR ORIENTATION Cricket Card

FIRST YEAR ORIENTATION Required Learning

CERTIFICATIONS CPR Certification (Red Cro...

LEADERSHIP PROGRAMS Personality Type Assessm...

PERSONAL DEVELOPMENT EXPERIENCES Networking



# How do students earn Experiences?

- Automatically granted through Pathways
- Manually granted by administrators
- "Apply to Earn"
  - All or nothing
  - Approved or Denied by admin

9

ENROLLMENT
EARNED

**Earned**

View students who have earned this opportunity

GRANT

Name	Email
<a href="#">Freemon Bucknall</a>	kseale+5945397@moderncampus.com
<a href="#">Terrye Dungee</a>	kseale+8210268@moderncampus.com
<a href="#">Dael Chippin</a>	kseale+4654766@moderncampus.com

< Personal Development Experiences
👍 🎓

## Community Engagement

APPLY TO EARN

**Details**

**Description**

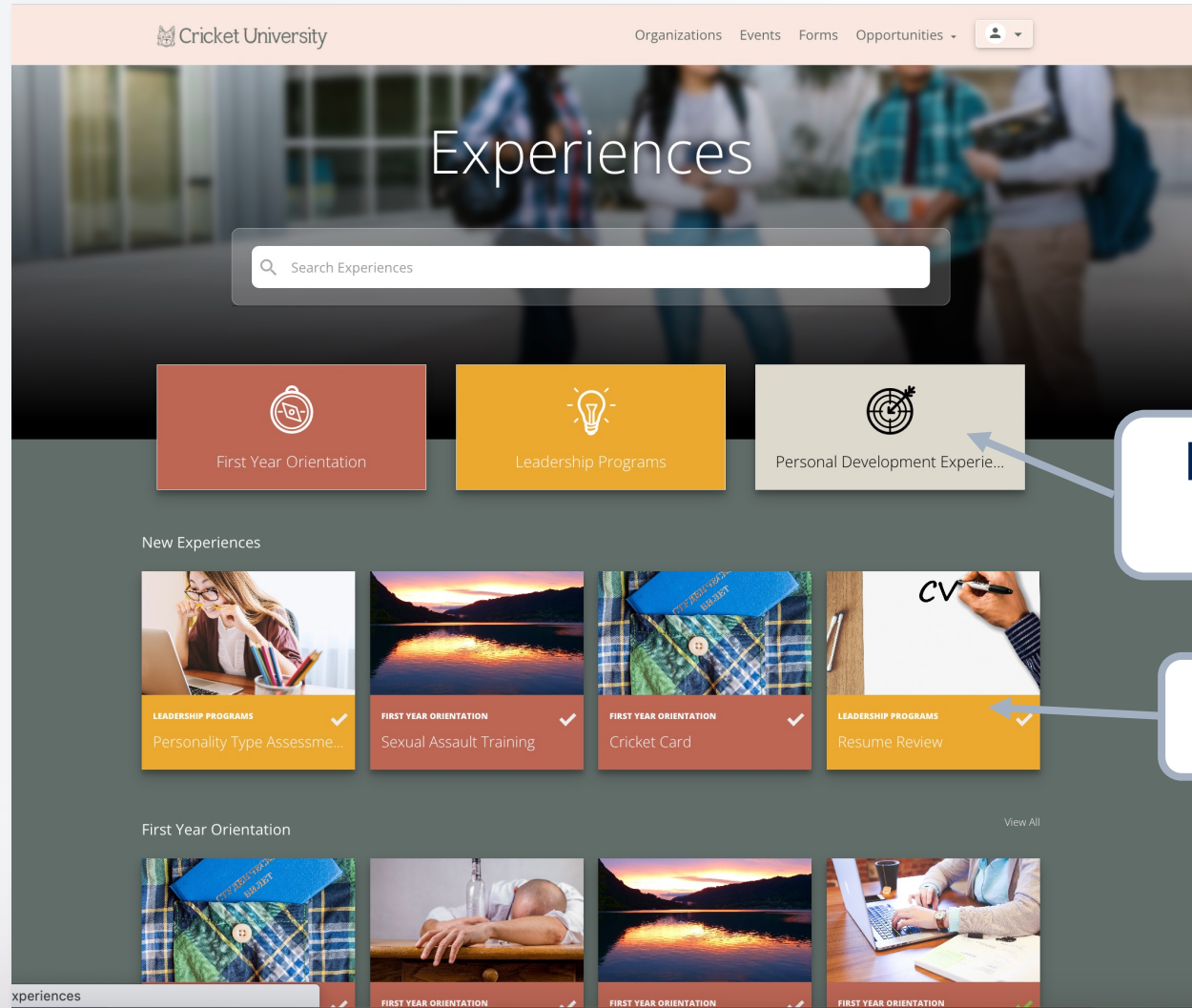
Events that engage in the community within and outside the campus.

**Opportunity**

Opportunity Type	Points	Point Amount
Point	Cricket Points	15

# How are experiences organized?

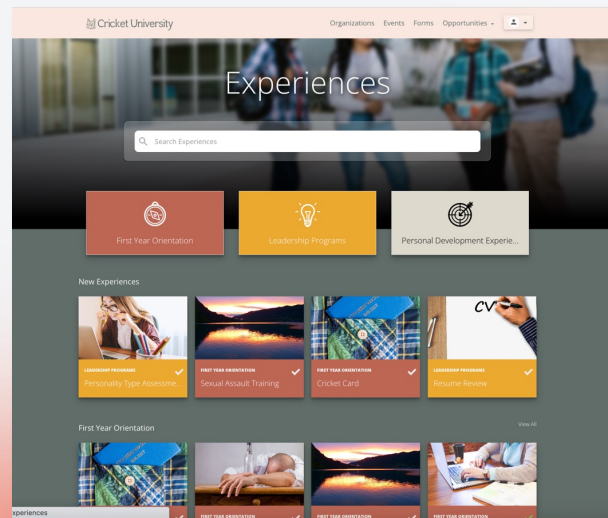
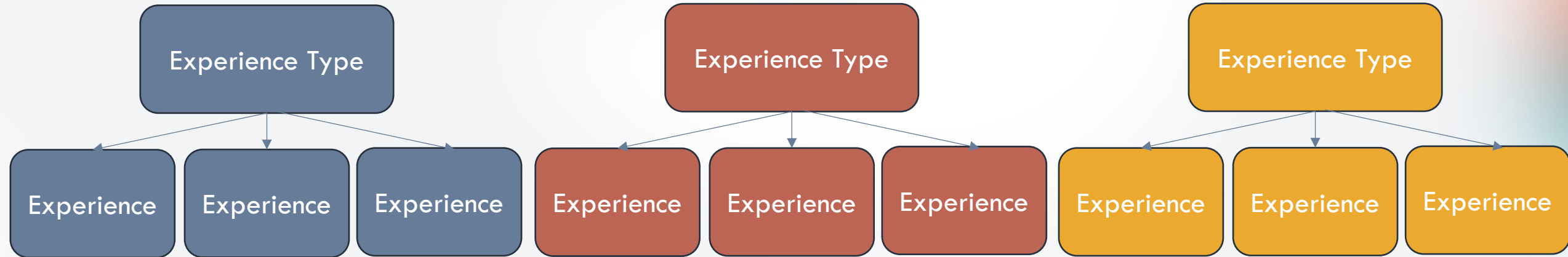
10



Experience Types

Experiences

# How are experiences organized?



# Click on the Type to find all related Experiences

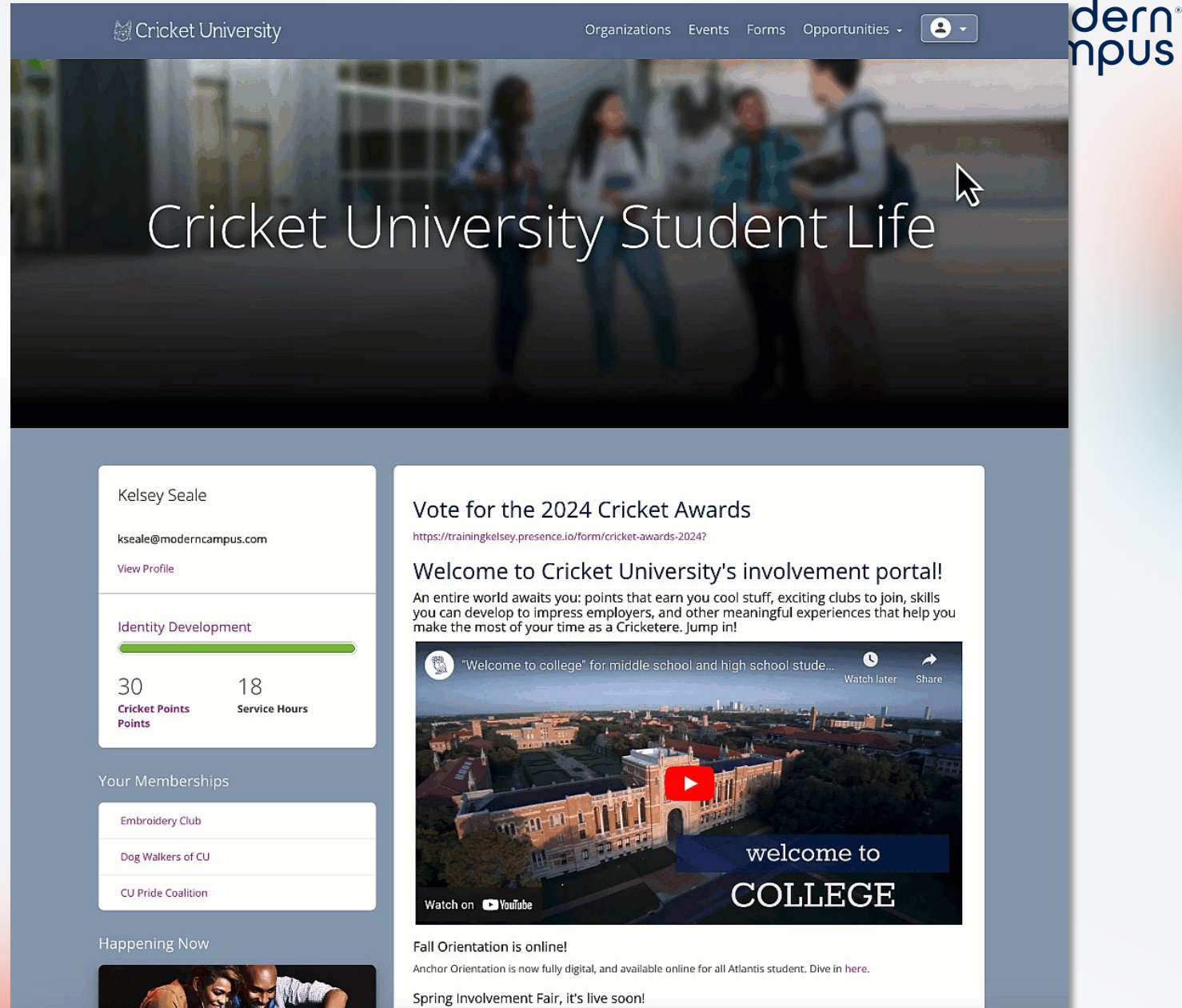
12

The screenshot displays the Cricket University Modern Campus interface. At the top, the Cricket University logo is on the left, and navigation links for Organizations, Events, Forms, and Opportunities are on the right, along with a user profile icon. A search bar labeled "Search Experiences" is centered below the navigation. Below the search bar are four large, colored tiles representing experience categories: "First Year Orientation" (purple), "Leadership Programs" (orange), "Personal Developm..." (grey), and "Certifications" (dark blue). A mouse cursor is hovering over the "Certifications" tile. Below these are two sections of "New Experiences" and "First Year Orientation". Each section contains four smaller tiles with images and titles, each with a checkmark icon in the bottom right corner. The "New Experiences" section includes "Alcohol Awareness Training", "Community Engagement", "Self Awareness Experience", and "Cricket Card". The "First Year Orientation" section includes "Alcohol Awareness Training", "Cricket Card", "Sexual Assault Training", and "Required Learning". A "View All" link is visible to the right of each section. At the bottom, there are sections for "Leadership Programs" and another "View All" link.

# How do students track their progress?

- Go to Profile
- Select Experiences tab

13



The screenshot displays the Cricket University Student Life portal. At the top, the Cricket University logo is on the left, and navigation links for Organizations, Events, Forms, and Opportunities are on the right. A user profile dropdown menu is visible in the top right corner. The main header features a blurred image of students and the text "Cricket University Student Life".

**User Profile: Kelsey Seale**  
Email: [kseale@moderncampus.com](mailto:kseale@moderncampus.com)  
[View Profile](#)

**Identity Development**  
Progress bar: [Green bar showing progress]

**30** Cricket Points Points  
**18** Service Hours

**Your Memberships**

- Embroidery Club
- Dog Walkers of CU
- CU Pride Coalition

**Happening Now**

**Vote for the 2024 Cricket Awards**  
<https://trainingkelsey.presence.io/form/cricket-awards-2024?>

**Welcome to Cricket University's involvement portal!**  
An entire world awaits you: points that earn you cool stuff, exciting clubs to join, skills you can develop to impress employers, and other meaningful experiences that help you make the most of your time as a Cricketer. Jump in!

**"Welcome to college" for middle school and high school students**  
Watch later Share

**welcome to COLLEGE**  
Watch on YouTube

**Fall Orientation is online!**  
Anchor Orientation is now fully digital, and available online for all Atlantis student. Dive in here.

**Spring Involvement Fair, it's live soon!**

# Experiences on the Student Portal

# Tour the Portal

- Leadership Programs → Self Awareness Experience
- Certification → CPR Certification

# Experience Type Examples



## Experience Type Landing Page

Experience Type Title

Header

Section

Content

Experiences

This simple **Experience Type** page is for a collection of Freshman Bucketlist Experiences. It includes 2 **sections** and the **content** is only **text**.

## Experience Landing Page

Experience Title

Header

Section

Content

Section

Header

Section

Content

This complex **Experience** page for “Alcohol Awareness Training” includes 6 different **sections**. **Content** includes **text**, **images**, and **hyperlinks**.

# Experience Type Landing Page

**Experience Type Title**

**Section**

**Header**

**Content**

**Experiences**

18

This simple **Experience Type** page is for a collection of Freshman Bucketlist Experiences. It includes 2 **sections** and the **content** is only **text**.

**Experience Landing Page**

**Experience Title**

**Section**

**Header**

**Content**

**Section**

**Header**

**Content**

This complex **Experience** page for "Alcohol Awareness Training" includes 6 different **sections**. **Content** includes **text**, **images**, and **hyperlinks**.

# Experience Landing Page

## Experience Type Landing Page

**Experience Type Title**

**Header**

**Section**

**Content**

**Experiences**

This simple **Experience Type** page is for a collection of Freshman Bucketlist Experiences. It includes **2 sections** and the **content** is only **text**.

**Experience Title**

**Header**

**Section**

**Content**

**Section**

**Header**

**Section**

**Content**

**Header**

**Section**

**Content**

This complex **Experience** page for “Alcohol Awareness Training” includes **6 different sections**. **Content** includes **text, images, and hyperlinks**.

# Experience Examples

# Experiences

21

Orientation

Programs

Internships

Certifications

Study  
Abroad

First Year  
Experiences

# Experiences

22

Officer  
Training

Resident  
Assistant  
Training

Career  
Services  
Workshops

Dual Credit

Personal  
Development

Awards

# Experiences

 Search Experiences



Studying Abroad



Internships



Community Service



Achievements



Certifications



Career Readiness



Atlantis On-Demand



Anchor Orientation

# Achievements

🔍 Search Achievements

## Details

### Description


Major accomplishments on campus.



Student Leader of the Year ✓



Intern of the Year ✓



Student of the Year ✓



Commitment to Excellence ✓



# Certifications

🔍 Search Certifications

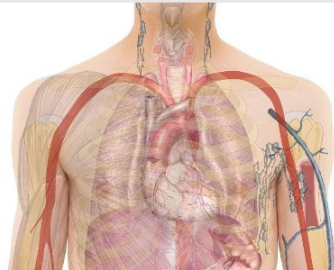
## Details

### Description

A skill that you've been certified to complete.



Certified Student Leader ✓



CPR Certification ✓



Career Readiness Certifica... ✓

# Community Service

Search Community Service

## Details

### Description

Give back to the community that we live in.



Volunteer at a Soup Kitchen



Math Tutoring



Park Cleanup



Senior Center Technology ...

# Experience Management

# Experiences Management

Co-Curricular Features

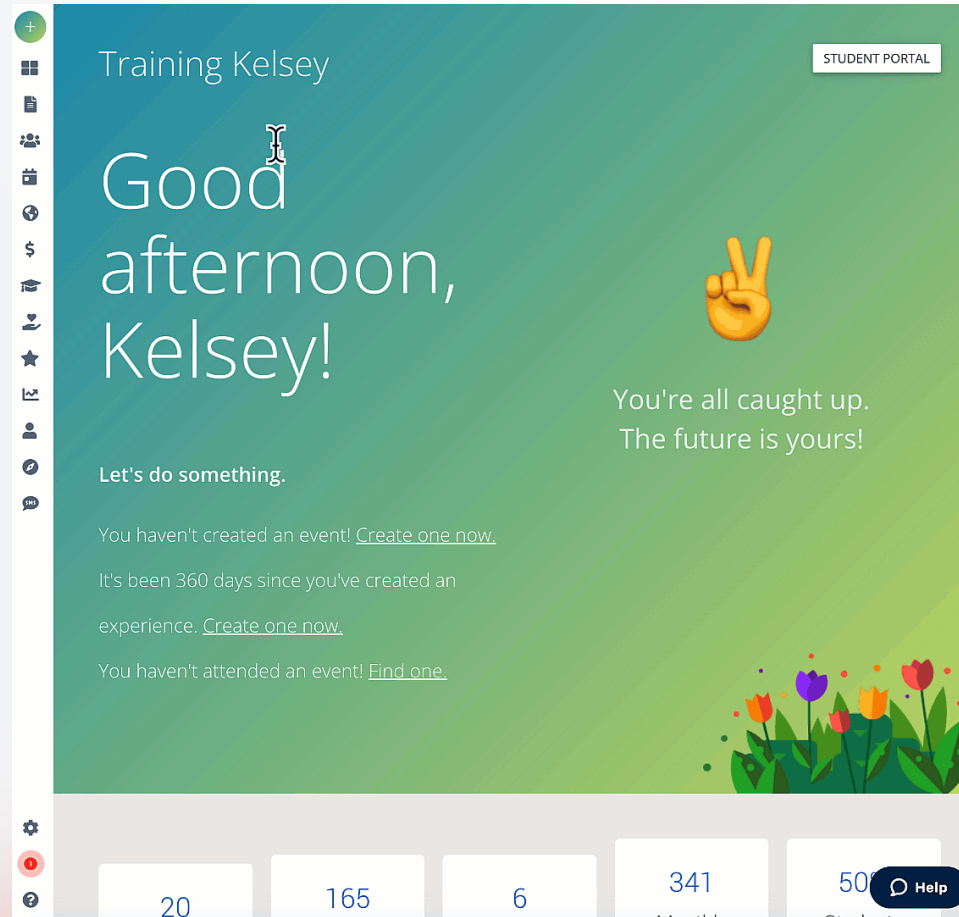
<b>Manage Pathways</b> <input type="checkbox"/>	<b>Manage Points</b> <input type="checkbox"/>	<b>Manage Student Opportunities</b> <input checked="" type="checkbox"/>
Allows users to create and manage rules for opportunities the user has access to.	Allows users to create and have 'Edit & Share' access to every Point.	Allows users to grant opportunities directly to students for opportunities they have access to.
<b>Manage Experiences</b> <input checked="" type="checkbox"/>	<b>Manage Competencies and Skills</b> <input type="checkbox"/>	
Allows users to create and have 'Edit & Share' access to every Experience.	Allows users to create and have 'Edit & Share' access to every Competency and Skill.	

Create and edit Experiences

Grant Experiences to others

# Grant Experiences Permissions


29



# Manually Grant Experiences

1. Go to the experience
2. Scroll to the bottom
3. Select Earned
4. Select Grant
5. Input ID or email
6. Select Grant

30



# Planning Experiences

## Experiences Worksheet

The Experiences feature is a great way to highlight outside-of-the-classroom opportunities in Presence. It is extremely customizable and can encompass a wide variety of programs. Everything from Awards, Internships to Orientations can be built as an Experience.

1. [What are Experiences?](#) – Article
2. [Intro to Experiences](#) – Video

<b>Your Institution:</b>	
<b>Your branding guidelines:</b> <small>Please provide the Hex color codes or a screenshot of your branding guide colors to use when making your tiles and headers.</small>	

### Setting up your Experiences is a 3-step process.

1. [Define your Experience Types and Experiences.](#)
2. [Plan the layout and content for your Experience Type landing pages.](#)
3. [Plan the layout and content for your Experience landing pages.](#)

### Plan Your Experience Types and Experiences

Print out many copies of the experience type planning table as you need!

Experience Type:	(“bucket” category)	
What is your goal for this Experience Type? Why are students working toward earning it?		
Experience	What requirements will students meet to earn this Experience? (What will they do/complete/learn/attend/etc.?)	What will this connect to in Presence? Do you need to build a new event/tag/form/etc.?

### Plan the web page layout and content for your Experience Types.

Print out many copies of the planning table as you need!

When building an Experience Page, you're basically building out a web page. How do you want this page to look? What content do you want to include? **PLEASE SEE BELOW FOR EXAMPLES.**

#### Section Headers

When you want to design a flyer and then upload that; we only need one section!

Section Header to explain what the experience or experience type is.

Section Content to explain what you will earn from this experience or experience type.

Section Content to explain the experience type with a flyer (provide alt-text).

Section Content to include photos or images (provide alt-text).

Section Content to include – welcome video, instructions video, campus tour, etc.

Section Content to include “Schedule”

Section Content to include “Meet the Staff” w/ photos.

Section Content to include “Past Recipients for the Year”

Section Content to include “Learning Outcomes”

Section Content to include “Commitment”

Section Content to include “Resources”

Section Content to include “Certifications”

Section Content to include “FAQs”

Section Content to include any other content you need!

Experience Type Title		
Section Header	Section Content	If content contains images, please provide alttext.



# Plan for Experiences

- Think through your plan
- Build your experiences in Presence!

## Step 1: Plan Your Experience Types and Experiences

*Make as many copies of the experience type planning table as you need!*

Experience Type: (This is your "bucket" category)		
What is your goal for this Experience Type? Why are students working toward earning it?		
Experience	What requirements will students meet to earn this Experience? (What will they do/complete/learn/attend/etc.?)	What will this connect to in Presence? Do you need to build a new event/tag/form/etc.?

# When you plan an experiences...

Verify the pathway is available!

- Fill out a form
- Attend an event
- Be an organization leader
- Service Hours
- More...

1 Condition + ADD CONDITION

Create conditions for students to complete and automatically earn the opportunity

Condition Type

Event

Attend Event

Attend Event With Tag

Attend Event With Category

Attend Event With Experience

Attend Event With Skill

# Pathway

Automatically apply a point, skill, or experience to a students' profile once they have completed a task.

35



Skills	2 - Apply level of Creativity Skill
1 Skills	1 - Know level of Creativity Skill
0 Competencies	Member - Dog Walkers of CU Membership
Service Hours	Member - CU Pride Coalition Membership
18 Service Hours	Earned 18 service hours Service Hours
Points	Completed Identity Development Skill
Cricket Points	
30 Balance	
30 Total Earned	

# Pathways

36

Attend any 8 events tagged with leadership [View Events](#)

Complete reflection for "events tagged with leadership" [Complete Reflection](#)

or

Hold President of an organization for 12 months [View Organizations](#)

Design Connections

Actionable

Automate Earning



# Pathway

✓ SAVE CHANGES

## Earn Opportunity

SINGLE MULTIPLE

Choose an opportunity to earn by completing the following conditions

Opportunity	Points	Point Amount
<u>Point</u>	<u>Cricket Points</u>	<u>10</u>

## 1 Condition

+ ADD CONDITION

Create conditions for students to complete and automatically earn the opportunity

Attend an event tagged with Leadership 



# Pathway Options

38

**Pathway** ✓ SAVE CHANGES

**Earn Opportunity** SINGLE MULTIPLE

Choose an opportunity to earn by completing the following conditions

Opportunity

Experience Experience Type

- Experience
- Skill
- Point

# Conditions

39

Pathway ✓ SAVE CHANGES

**Earn Opportunity** SINGLE MULTIPLE

Choose an opportunity to earn by completing the following conditions

Opportunity	Experience Type	Experience
Experience	Certifications	CPR Certification (Red Cross)

**1 Condition** + ADD CONDITION

Create conditions for students to complete and automatically earn the opportunity

Condition Type



# Events

## 1 Condition

Create conditions for students to complete and automatically earn the opportunity

+ ADD CONDITION

### Condition Type



Event

Attend Event

Attend Event With Tag

Attend Event With Category

Attend Event With Experience

Attend Event With Skill





# Forms

## 1 Condition

Create conditions for students to complete and automatically earn the opportunity

+ ADD CONDITION

41

### Condition Type



Form

Submit Form

Submit Reflection Form For Rule

# Organization Membership

## 1 Condition


Create conditions for students to complete and automatically earn the opportunity

+ ADD CONDITION

### Condition Type

- Membership
- Officer Of Organization For Time
- Officer Of Category For Time
- Officer For Any Time
- Member In Organization For Time
- Member In Category For Time
- Member For Any Time

# Opportunities



## 1 Condition

Create conditions for students to complete and automatically earn the opportunity

+ ADD CONDITION

### Condition Type

- Opportunity
- Earn Experience
- Earn Experience Of Type
- Earn Skill
- Earn Point
- Earn Competency

# Service Hours

## 1 Condition

Create conditions for students to complete and automatically earn the opportunity

+ ADD CONDITION

### Condition Type

Earn Experience Of Type

Earn Skill

Earn Point

Earn Competency

Service

Volunteer

## Step 1: Plan Your Experience Types and Experiences

*Make as many copies of the experience type planning table as you need!*

<b>Experience Type:</b> (This is your “bucket” category) <b>Certifications</b>		
<b>What is your goal for this Experience Type? Why are students working toward earning it?</b>		
<b>Experience</b>	<b>What requirements will students meet to earn this Experience?</b> <i>(What will they do/complete/learn/attend/etc.?)</i>	<b>What will this connect to in Presence? Do you need to build a new event/tag/form/etc.?</b>

# Step 1: Plan Your Experience Types and Experiences

Make as many copies of the experience type planning table as you need!

## Experience Type: **Certifications** (This is your "bucket" category)

**What is your goal for this Experience Type? Why are students working toward earning it?**

The goal for this type of experiences is to provide students the opportunity to build skills add certifications to their SmartTranscript and resume. It's a central location to find where and how to get certified.

Experience	What requirements will students meet to earn this Experience? <i>(What will they do/complete/learn/attend/etc.?)</i>	What will this connect to in Presence? Do you need to build a new event/tag/form/etc.?

## What is your goal for this Experience Type? Why are students working toward earning it?

The goal for this type of experiences is to provide students the opportunity to build skills add certifications to their SmartTranscript and resume. It's a central location to find where and how to get certified.

Experience	What requirements will students meet to earn this Experience? <i>(What will they do/complete/learn/attend/etc.?)</i>	What will this connect to in Presence? Do you need to build a new event/tag/form/etc.?
<b>CPR Certification</b>	Attend a university sponsored CPR event OR submit a picture of their certification from an off campus course	Build a CPR certification submission form to connect; create a "CPR certification" event tag

Experience	What requirements will students meet to earn this Experience? <i>(What will they do/complete/learn/attend/etc.?)</i>	What will this connect to in Presence? Do you need to build a new event/tag/form/etc.?
CPR Certification	Attend a university sponsored CPR event OR submit a picture of their certification from an off campus course	Build a CPR certification submission form to connect; create a CPR certification event tag
Google Analytics Certification	<ol style="list-style-type: none"> <li>1. Attend a webinar</li> <li>2. Complete Coursera Certificate Program</li> </ol>	Build a Google Analytics certification submission form



	<i>do/complete/learn/attend/etc.?)</i>	<i>event/tag/form/etc.?</i>
<b>CPR Certification</b>	Attend a university sponsored CPR event OR submit a picture of their certification from an off campus course	Build a CPR certification submission form to connect; create a CPR certification event tag
<b>Google Analytics Certification</b>	<ol style="list-style-type: none"> <li>1. Attend a webinar</li> <li>2. Complete Coursera Certificate Program</li> </ol>	Build a Google Analytics certification submission form
<b>Red Cross Lifeguard Training</b>	<ol style="list-style-type: none"> <li>1. Attend a university sponsored training</li> <li>2. Submit certification information</li> </ol>	Build a lifeguard certification submission form to connect; create a lifeguard certification event tag

# Building Experiences



# Create Your Experience Type

Type	Description
First Year	Alcohol awareness training is important for helping you make responsible
Orientation	

**Create Experience**

**Details**

Title \* Experience Type \*

Description \*

**Cover Image \***

UPLOAD SEARCH

Choose Image

**Opportunity** ADD OPPORTUNITY

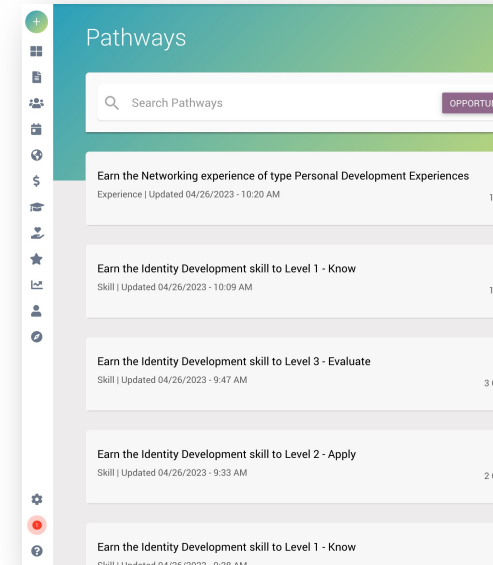
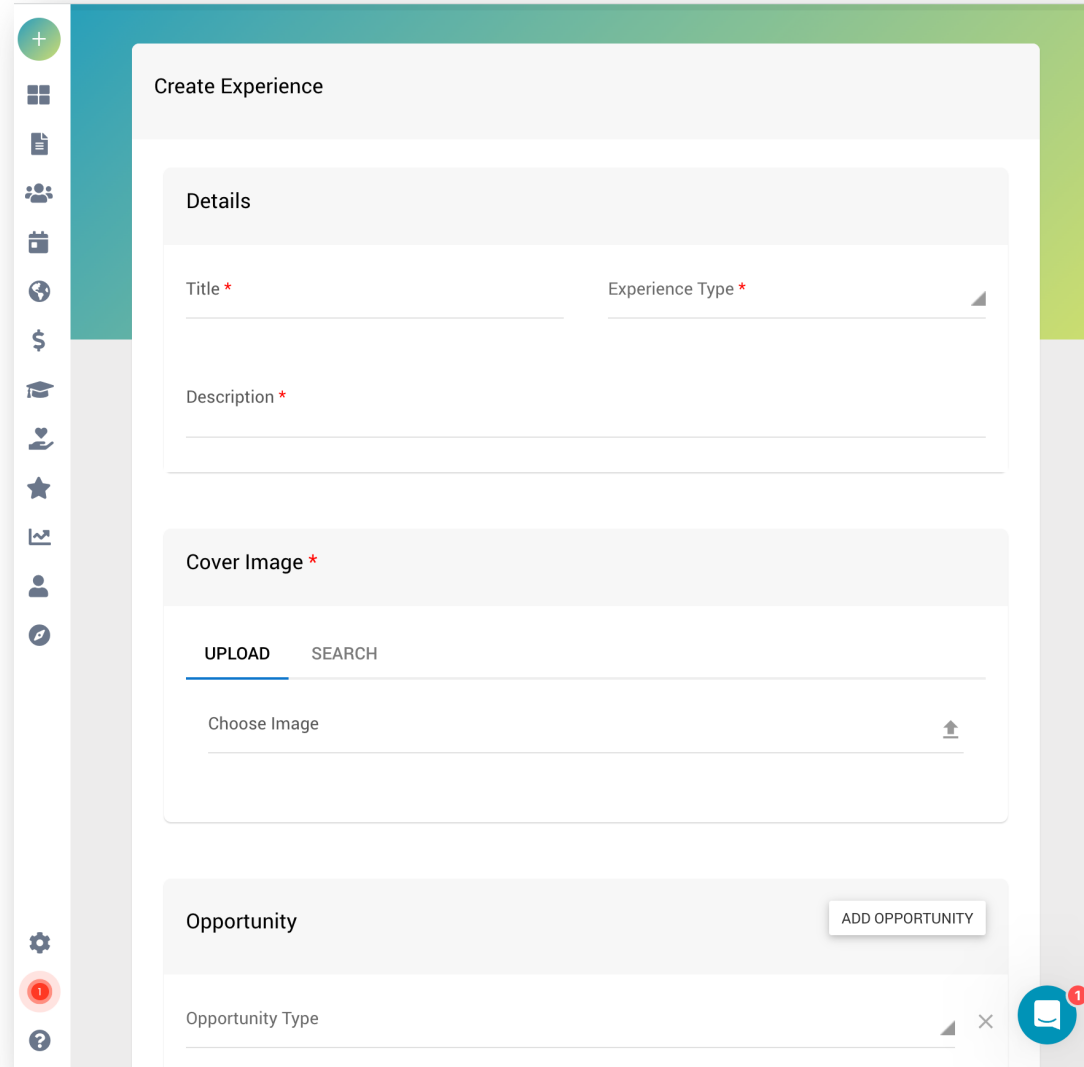
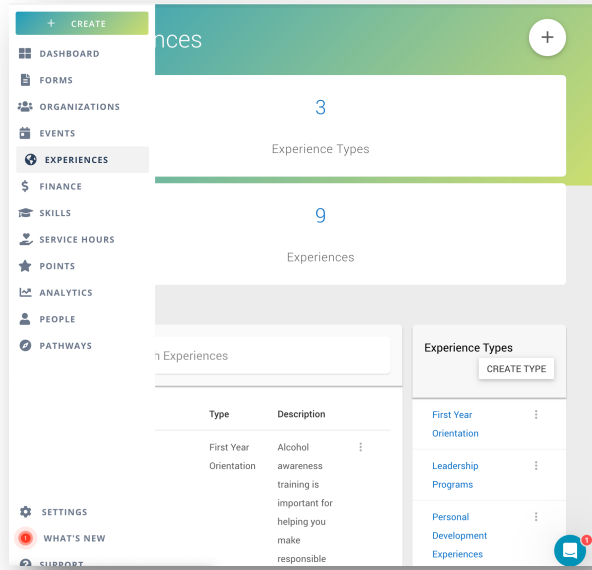
Opportunity Type

**Pathways**

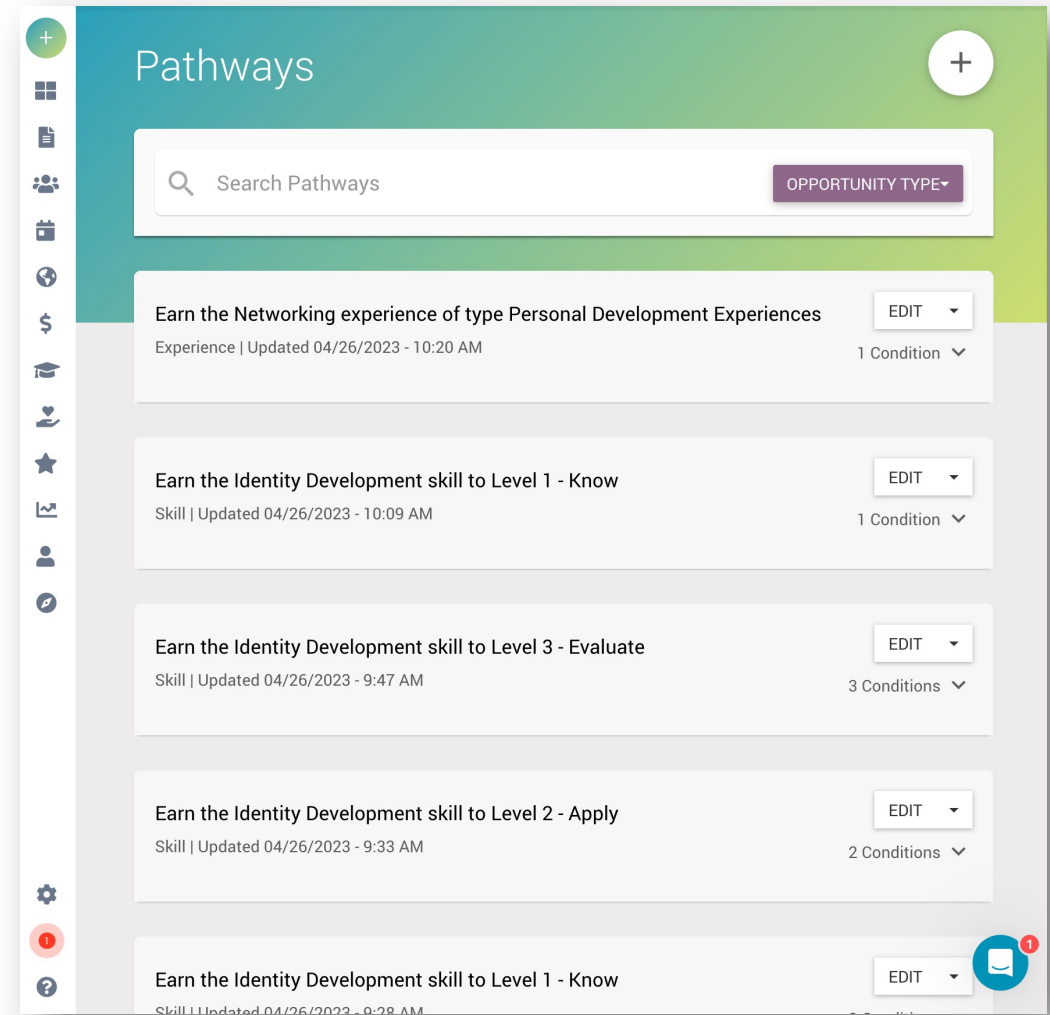
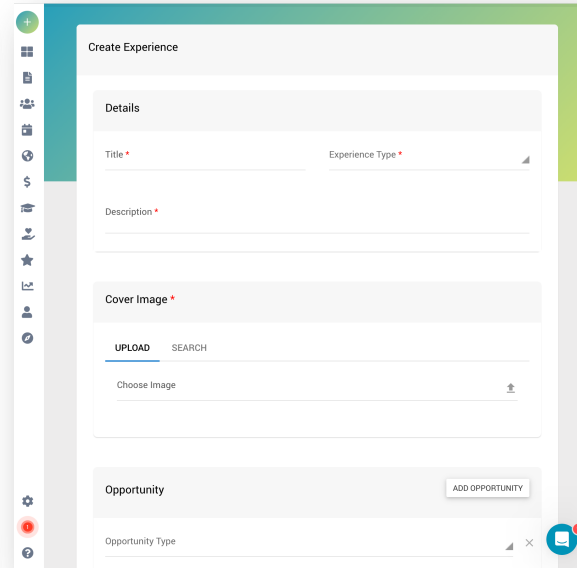
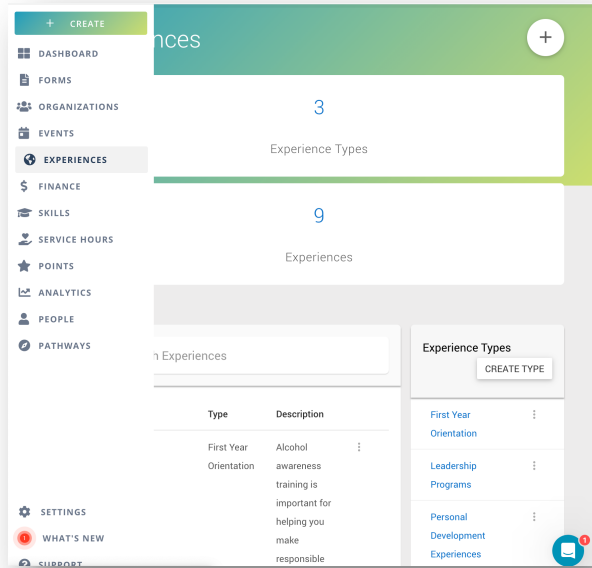
Search Pathways

- Earn the Networking experience of type Personal Development Experience | Updated 04/26/2023 - 10:20 AM
- Earn the Identity Development skill to Level 1 - Know | Updated 04/26/2023 - 10:09 AM
- Earn the Identity Development skill to Level 3 - Evaluate | Updated 04/26/2023 - 9:47 AM
- Earn the Identity Development skill to Level 2 - Apply | Updated 04/26/2023 - 9:33 AM
- Earn the Identity Development skill to Level 1 - Know | Updated 04/26/2023 - 9:35 AM

# Build Out Each Experience



# Connect your Experiences through Pathways



# Let's create an Experience Type!

The screenshot displays the 'Experiences' management interface. At the top, there are two summary cards: 'Experience Types' with a count of 3 and 'Experiences' with a count of 9. Below these is a search bar labeled 'Search Experiences'. A table lists the current experience types:

Experience	Type	Description
<a href="#">Alcohol Awareness Training</a>	First Year Orientation	Alcohol awareness training is important for helping you make responsible decisions about alcohol use. You'll learn about the effects of alcohol on your body, how to recognize and respond to alcohol-related emergencies, and how to make safe and responsible choices when drinking.
<a href="#">Cricket Card</a>	First Year Orientation	Your campus ID card is a crucial tool for accessing a wide range of campus resources and services, including the library, dining halls, residence halls, and more. To obtain your ID

On the right side, there is a 'CREATE TYPE' button and a list of existing experience types: 'First Year Orientation', 'Leadership Programs', and 'Personal Development Experiences', each with a three-dot menu icon.