

Introduce yourself in the chat! Which institution are you here with?

Points

Gamify participation with a custom points system for your campus!

*This webinar is aimed at **campus admin** or users responsible for increasing campus engagement.*

Points

Gamify participation with a custom points system for your campus!

*This webinar is aimed at **campus admin** or users responsible for increasing campus engagement.*


Agenda

1. Implementation
2. FAQs
3. Create Points
 - Incentives
 - Landing Page
4. Assign Points
5. Q&A
6. Close



What is the best / strangest / most motivating incentive you were ever offered?

Type your answer in the chat!



Points Implementation

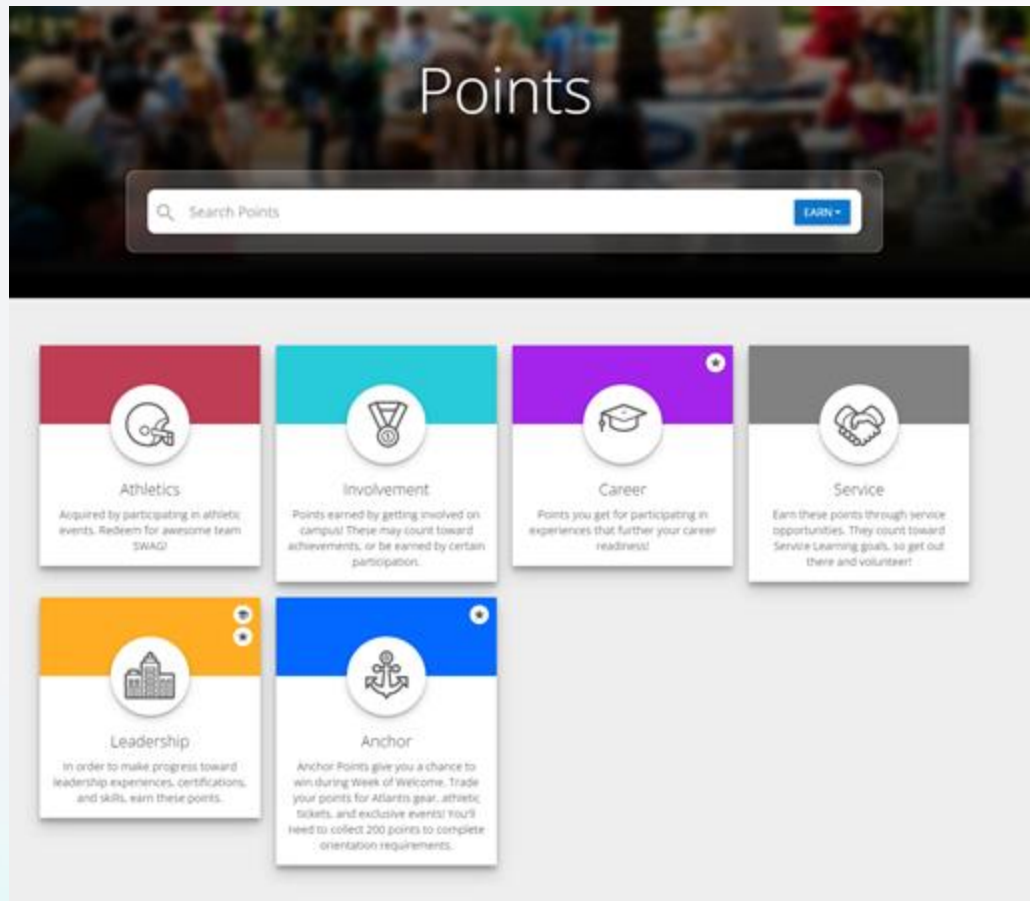
Implementation Process

1. Campus main contact – reach out to your account manager!
2. Strategy meeting
 1. What are your goals?
3. Complete the Points Worksheet
4. Finalize the structure and layout
5. Training session with professional services
6. Go Live!



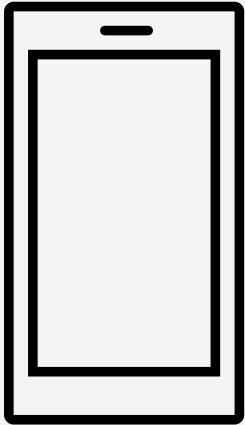
Points

7




- Gamify and Reward
- Increase Involvement
- Use Multiple Point Types
 - Involvement
 - Athletics
 - Career
 - Leadership
- Reset Points Easily


Gamification



Scan In



Earn Points

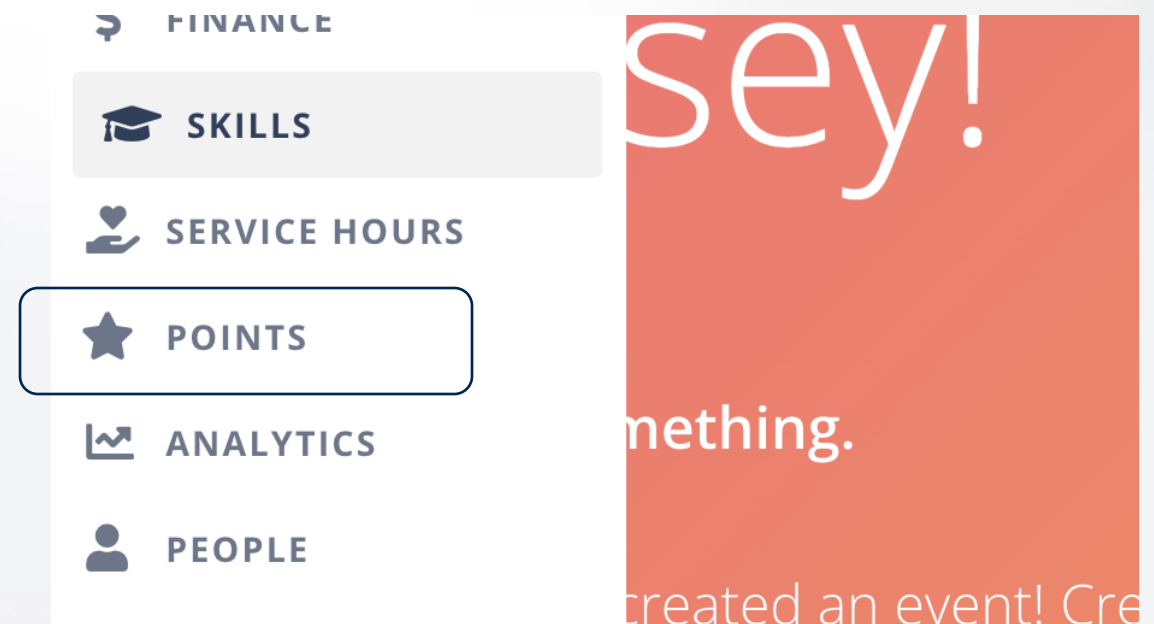


Cash Out

Points FAQs

Why don't I see points on my dashboard?

- You don't have access
- Points isn't turned on
 - Reach out to your account manager



Can I get some help setting up Points?

- Yes! Work with our professional services team to set up your program
- Required if it's your first Points system

11



Why are students getting double points?

- You are providing Points in two different ways
 - Tag + Added Events
- Solution
 - Communicate with other Involve users to standardize Points
 - Use one method
 - Use a Points tag*
 - Recommend by our specialists!
 - Add individually to events



Can we reset Points?

- Contact support to “reset points”
- Bring all users down to 0.
- Typical turnaround = 24 business hours


13



Where can I get data on Points?


- Request a Points report!
- A report of every user who has earned points during the date range you select
 - You can cross reference with group members
- See resources for more on Express Reports

Request your report




[SUBMIT A REQUEST](#)[SIGN IN](#)


How can we help?



FEATURED ARTICLES



PRODUCT IDEAS



COMMUNITY FORUMS

Resource Center

Helpful articles, tips and resources to help you make the most of Involve™.

Request your report



SUBMIT A REQUEST

SIGN IN

Submit a request


Select the form that fits your request.

-
General Inquiry or Support Request
Report An Issue
Request a Report



Request your report

17



[SUBMIT A REQUEST](#)
[SIGN IN](#)

Submit a request

Select the form that fits your request.

Request a Report

Your email address *

Subject *


Description *

Please enter the details of your request. A member of our support staff will respond as soon as possible.

Type of Report *

-

Please list the name and email of anyone additional you'd like to receive the report

 Help

Express Report Options

1. Event Attendees
2. Student Members
3. Points
4. Organization Engagement
5. User Access
6. CCO Reports
 1. Experiences Completed
 2. Experience Type Progress
 3. Service Hours

AutoSave Student-Members-2024-06-12.xls - Compatibility Mode

Search (Cmd + Ctrl + U)

Home Insert Draw Page Layout Formulas Data Review View Automate Acrobat

Get Data (Power Query) Refresh All Stocks Currencies Sort Filter Clear Reapply Text to Columns What-If Analysis Outline Analysis Tools

Update Available We've made some fixes and improvements. To complete the process, the app needs to restart. Restart Now

	A	B	C	D	E	F	G	H	I	J	K	L	M	N	O	P	Q
	PersonNa	Email	IDNumbe	MemberR	Organizat	Organizat	RoleStatu	RoleStart	RoleEndD	Athlete	Class	GPA	Major	Race	Residenc		
1	Alfred Talton	kseale+7375	7375467	Treasurer	Francais s'il	"Club", "Langi	Active	4/18/24		Yes	Graduate	3.0-4.0	Slavic Studie	American Ind	Off-Campus		
2	Analise Thorr	kseale+3173	3173883	Vice President	DogWalkers	"Club", "Studi	Active	1/24/24		No	Senior	3.0-4.0	Women and (Asian	Off-Campus		
3	Analise Thorr	kseale+3173	3173883	President	DogWalkers	"Club", "Studi	Inactive	1/24/24	1/24/24	No	Senior	3.0-4.0	Women and (Asian	Off-Campus		
4	Analise Thorr	kseale+3173	3173883	President	DogWalkers	"Club", "Studi	Active	1/24/24		No	Sophomore	2.0-2.9	Slavic Studie	American Ind	Off-Campus		
5	Ashly Walwoi	kseale+6736	6736920	Member	Food Pantry	"Service"	Active	5/30/24		No	Freshman	2.0-2.9	English Liter	Asian	Commuter		
6	Bambie Girk	kseale+1954	195439	Member	CU Office of ("Department	Active	5/30/24		Yes	Junior	0.0-0.9	Economics	Black or Afric	Commuter		
7	Bambie Girk	kseale+1954	195439	Member	Food Pantry	"Service"	Active	5/30/24		Yes	Junior	0.0-0.9	Economics	Black or Afric	Commuter		
8	Bambie Girk	kseale+1954	195439	Member	Food Pantry	"Service"	Active	5/30/24		Yes	Junior	0.0-0.9	Economics	Black or Afric	Commuter		
9	Barb Helwig	kseale+2911	2911864	Member	Embroidery C	"Club", "Studi	Active	5/30/24		No	Graduate	0.0-0.9	English Liter	Black or Afric	Resident		
10	Barb Helwig	kseale+2911	2911864	Member	Food Pantry	"Service"	Active	5/30/24		No	Graduate	0.0-0.9	English Liter	Black or Afric	Resident		
11	Bellanca Kris	kseale+3358	3358567	Member	CU Pride Coe	"Affinity", "Stu	Active	5/30/24		Yes	Senior	0.0-0.9	Economics	Asian	Off-Campus		
12	Bellanca Kris	kseale+3358	3358567	Member	Food Pantry	"Service"	Active	5/30/24		Yes	Senior	0.0-0.9	Economics	Asian	Off-Campus		
13	Bellanca Kris	kseale+3358	3358567	Member	Food Pantry	"Service"	Active	5/30/24		Yes	Senior	0.0-0.9	Economics	Asian	Off-Campus		
14	Bettye Everit	kseale+5289	5289421	Member	CU Pride Coe	"Affinity", "Stu	Active	5/30/24		Yes	Senior	3.0-4.0	Women and (White	Off-Campus		
15	Bettye Everit	kseale+5289	5289421	Member	Food Pantry	"Service"	Active	5/30/24		Yes	Senior	3.0-4.0	Women and (White	Off-Campus		
16	Billie Chritch	kseale+7459	7459863	Member	CU Office of ("Department	Active	5/30/24		Yes	Graduate	0.0-0.9	English Liter	Alaskan Nathi	Off-Campus		
17	Boone Arndt	kseale+9947	9947268	Member	Embroidery C	"Club", "Studi	Active	5/30/24		Yes	Freshman	3.0-4.0	Economics	Black or Afric	Off-Campus		
18	Brendin Dorr	kseale+1426	1426738	Member	CU Office of ("Department	Active	5/30/24		Yes	Junior	3.0-4.0	Business	Black or Afric	Resident		
19	Brucie Hattif	kseale+8143	8143572	Member	CU Office of ("Department	Active	5/30/24		Yes	Junior	2.0-2.9	English Liter	Hispanic or L	Off-Campus		
20	Cass Parcall	kseale+9918	9918303	Member	Embroidery C	"Club", "Studi	Active	5/30/24		Yes	Senior	0.0-0.9	Women and (Hispanic or L	Resident		
21	Chris North	kseale+2717	2717141	Member	Puzzlers	"Gaming", "Sti	Active	5/30/24		No	Junior	1.0-1.9	Biochemistry	Asian	Off-Campus		
22	Claudelle Sa	kseale+2905	290592	Member	Embroidery C	"Club", "Studi	Active	5/30/24		No	Sophomore	1.0-1.9	Slavic Studie	Alaskan Nathi	Resident		
23	Dallis Noyes	kseale+1025	1025914	Member	CU Pride Coe	"Affinity", "Stu	Active	5/30/24		No	Freshman	0.0-0.9	Biochemistry	Asian	Off-Campus		
24	Dallis Noyes	kseale+1025	1025914	Member	Food Pantry	"Service"	Active	5/30/24		No	Freshman	0.0-0.9	Biochemistry	Asian	Off-Campus		
25	Dayna Legh	kseale+4451	4451433	Member	CU Pride Coe	"Affinity", "Stu	Active	5/30/24		Yes	Freshman	0.0-0.9	Women and (White	Resident		
26	Deane McIne	kseale+3992	3992659	Member	CU Office of ("Department	Active	5/30/24		No	Junior	2.0-2.9	Slavic Studie	Asian	Off-Campus		
27	Edithe Pearse	kseale+6404	6404764	Member	Embroidery C	"Club", "Studi	Active	5/30/24		Yes	Senior	0.0-0.9	Biochemistry	American Ind	Resident		
28	Ema Vizor	kseale+5148	5148759	Member	Food Pantry	"Service"	Active	5/30/24		No	Graduate	3.0-4.0	Economics	Asian	Commuter		
29	Fmerv Susan	kseale+8433	8433719	Member	CU Office of ("Department	Active	5/30/24		Yes	Senior	1.0-1.9	Slavic Studie	American Ind	Commuter		

Can I track which organizations have the most points?

- We do not track points by organization

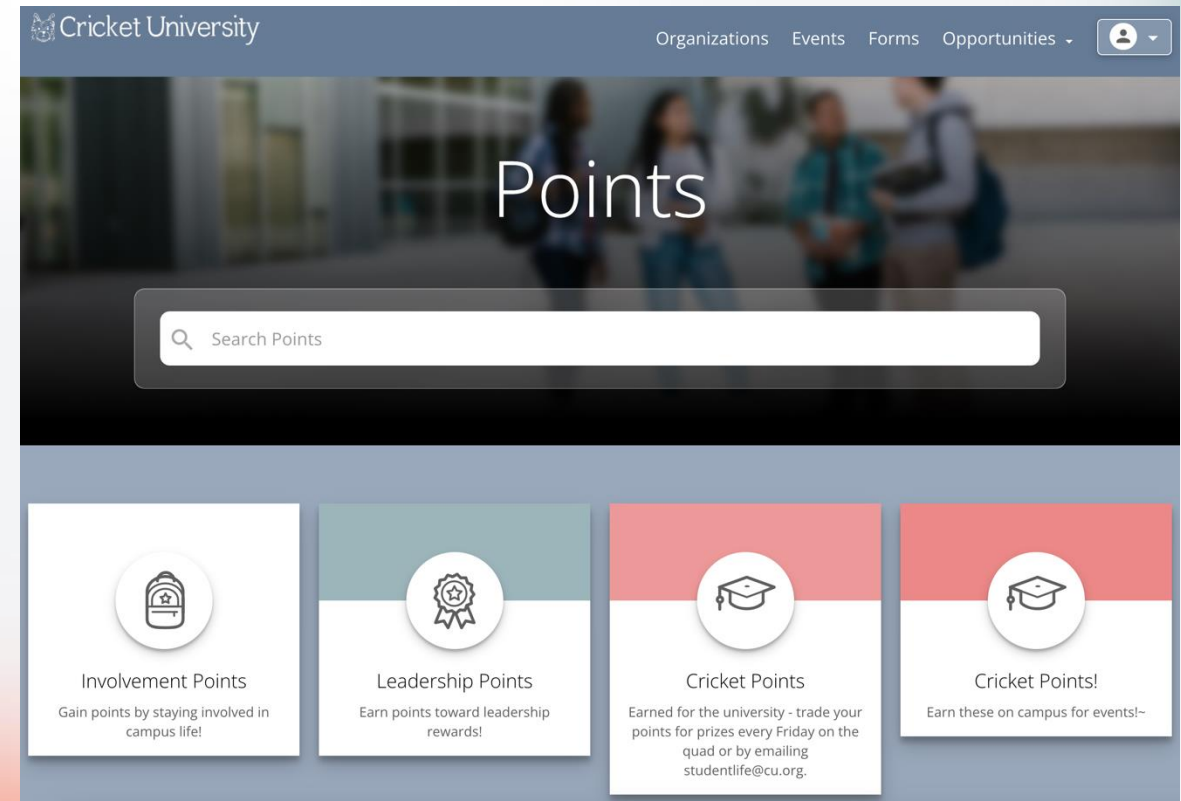
Create Points – 4 Steps

Work with implementation, especially if this is your first time working with Points!

Points System Creation

1. Design your points program
2. Plan your incentives
3. Create points in Involve
4. Add points to tags, events, skills, or experiences

21



Points System Creation

1. Design your points program
2. Plan your incentives
3. Create points in Involve
4. Add points to tags, events, skills, or experiences

Make a PLAN!



Points Worksheet

Your Institution:	Cricket University
Your branding guidelines: <i>Please provide the Hex color codes or a screenshot of your branding guide colors to use when making your tiles and headers.</i>	Main: #9a4d99 Secondary: #b379b3, #b379b3

Points are a great way to gamify and encourage participation in Campus Life. Think through your ideas with this worksheet so you are ready to create a robust and engaging Points Program in Involve!

- [Intro to Points](#)
- [Creating Points](#)
- [Granting Points](#)
- [Redeeming Points](#)

Part 1: Design Your Points Program



Points Program Name:

- [Creating Points](#)
- [Granting Points](#)
- [Redeeming Points](#)

Part 1: Design Your Points Program



Points Program Name: (This is your Points Type)						
What is your goal for this points program?	Increase student involvement in on campus events.					
Which departments are involved?	Campus life*, health and wellness, career services					
Who can earn points?	Enrolled undergraduate and graduate students					
How can students earn these points?	Attending on-campus events tagged with “Earn Points”					
Point Value	Points	Points	Points	Points	Points	Points

How can students earn these points?	Attending on-campus events tagged with “Earn Points”				
Point Value	<u>50</u> Points	<u>100</u> Points	<u>200</u> Points	<u>300</u> Points	<u>500</u> Points
Prize(s)	Water bottle Phone case	Tshirt Rally towel	Beach towel Hoodie	Coffee w/ the dean	Full "swag pack" of stickets, water bottle, hoodie, tshirt, and towel
How will students redeem their points?	<ol style="list-style-type: none"> 1. Student life office Mon-Thu 2. Quad (dining hall?) Friday 3. Table at some events(??) They can swipe and immediately get prizes! 				
Do points expire? When?					

Points System Creation

1. Design your points program
2. Plan your incentives
3. Create points in Involve
4. Add points to tags, events, skills, or experiences

Points System Creation

1. Design your points program
- 2. Plan your incentives**
3. Create points in Involve
4. Add points to tags, events, skills, or experiences


Incentives

How do you currently incentivize student participation on campus?

Answer in the poll (or in the chat)!

Do I have to give “swag”?

- Any way to QUANTIFY involvement
 - Chapel requirements
 - Leadership programs
 - Awards
 - Bucket lists
 - Athletics (ticket access)
 - Scholarship maintenance



Do I have to give “swag”?

- Rewards / Programs
 - Parking passes
 - Trips
 - Prime seating
 - End of year celebration
 - Scholarship dollars
 - Involvement awards



Financial & Material

- **Scholarships & Grants** – Offering financial aid for leadership roles or involvement in student organizations.
- **Stipends & Paid Positions** – Providing monetary compensation for leadership roles (e.g., RAs, ambassadors, peer mentors).
- **Merchandise & Swag** – Free t-shirts, water bottles, stickers, or other branded items for event participation.
- **Gift Cards & Prizes** – Offering small rewards for engagement, attendance, or completing surveys.
- **Free or Discounted Food** – Pizza, snacks, or coffee are great motivators.

Academic & Professional Development

- **Course Credit or Extra Credit** – Partnering with faculty to offer academic incentives for participation
- **Certificates & Digital Badges** – Recognizing students for attending workshops or completing leadership programs.
- **Networking Opportunities** – Exclusive access to alumni, industry leaders, or faculty mentors.
- **Internship & Resume Building** – Leadership positions in student organizations can enhance students' professional experience.
- **Conference & Travel Funding** – Offering sponsorships to attend leadership or industry-related conferences.

Social & Experiential Incentives


- **Exclusive Events** – Special networking events, VIP receptions, or student-only gatherings.
- **Trips & Retreats** – Travel opportunities for leadership programs or club participation.
- **Competitions & Gamification** – Points, leaderboards, or challenges with rewards.
- **Priority Housing or Parking** – Perks for student leaders or active participants.
- **Early Access to Registration** – Allowing engaged students to register for courses early.

Community & Recognition Incentives

- **Public Recognition** – Featuring students in newsletters, social media, or award ceremonies.
- **Leadership Awards & Honors** – End-of-year recognition or induction into leadership societies.
- **Exclusive Access to Campus Spaces** – Reserved study rooms, club lounges, or preferred seating at events.

How do I get students invested?


1. Social media leader boards
2. Tabling to talk about points
3. Get more departments on board
4. Signage at the event or on the description / flyers
 1. “This event is worth 10 Cricket Points!”



Plan Your Incentives

1. What are the points for?
2. Make sure students *know* what the points mean!


36

	
Cricket Points	
CU Student Life Redeem Points - email crickepoints@cu.edu	
10 Cricket Points	25 Cricket Points
Sticker Sunglasses Koozie Hand Sanitizer Free Coffee	Enamel Pin Tote Bag Pennant Water Bottle Movie Tickets
50 Cricket Points	100 Cricket Points
Yoga Mat Spin Class Coffee Mug T-Shirt	Hoodie Bluetooth Speaker Towel
200 Cricket Points	300 Cricket Points
Spirit Pack: Hoodie +Socks + Tshirt + Towel	\$50 Dining hall vouchers

Plan your SCALE if you are using prizes

- If one event is worth 50 points, hoodies shouldn't be available for 50 points!
- Small engagement = smaller incentive
- Bank points = larger incentive

37

	
Cricket Points	
CU Student Life Redeem Points - email crickepoints@cu.edu	
10 Cricket Points	25 Cricket Points
Sticker Sunglasses Koozie Hand Sanitizer Free Coffee	Enamel Pin Tote Bag Pennant Water Bottle Movie Tickets
50 Cricket Points	100 Cricket Points
Yoga Mat Spin Class Coffee Mug T-Shirt	Hoodie Bluetooth Speaker Towel
200 Cricket Points	300 Cricket Points
Spirit Pack: Hoodie +Socks + Tshirt + Towel	\$50 Dining hall vouchers

Plan incentive distribution plan

- Office hours
- Table set up on campus
- Fill out a form

38



Points System Creation

1. Design your points program
2. Plan your incentives
3. Create points in Involve
4. Add points to tags, events, skills, or experiences

Points System Creation

1. Design your points program
2. Plan your incentives
- 3. Create points in Involve**
4. Add points to tags, events, skills, or experiences

In the left hand panel, hover over the star icon and click "Points."

41

The screenshot displays the Modern Campus dashboard. On the left, a sidebar contains a list of navigation items: DASHBOARD, FORMS, ORGANIZATIONS, EVENTS, EXPERIENCES, FINANCE, SKILLS, SERVICE HOURS, POINTS, ANALYTICS, PEOPLE, and PATHWAYS. The 'POINTS' item, which includes a star icon, is highlighted, and a red arrow points to it. The main content area features a top orange bar with a '+ CREATE' button and a '+ ' button. Below this, two white boxes show '2 Point Types' and '1 People Earned'. A table below lists point types with columns for 'Description' and an ellipsis menu. The table contains two entries: 'nt Points' with the description 'Gain points by staying involved in campus life!' and 'o Points' with the description 'Earn points toward leadership rewards!'.

	Description	
nt Points	Gain points by staying involved in campus life!	⋮
o Points	Earn points toward leadership rewards!	⋮

On the top right hand side of the screen click the + button.

42

+

Points

2

Point Types

1

People Earned

+

Search Points

Type	Description
Involvement Points	Gain points by staying involved in campus life!
Leadership Points	Earn points toward leadership rewards!

If all information is correct, click "Submit" if any edits are needed click "Edit Response" to make any desired changes.

The screenshot shows the 'Create Points Type' interface. On the left is a sidebar with icons for home, documents, users, calendar, globe, currency, graduation cap, heart, star, chart, and profile. The main area is titled 'Create Points Type' and contains a 'Details' section with 'Title' and 'Description' text boxes. Below this is an 'Icon Field' with a search bar and a row of icons: a building, a circular arrow with '24', a clock with '24', a calculator, a graduation cap, and an '@' symbol. To the right of the icon field is a 'Color Picker Field'. In the top right corner, a dropdown menu is open, showing 'SUBMIT' (highlighted in green), 'Preview Response', and 'Save as Draft'. Two red arrows point to the 'SUBMIT' button.

In platform

- Create new points
- Edit points
- Add a new

Edit Points Landing Page

Points Type Landing Page

Talons

DETAILSPOINTS

Available Points

Browse the Talons point amounts below to see how you can earn different amounts

1

5

10

Details

Description

Earn Talons by attending RSO meetings, attending events/workshops, and attending trainings! You can redeem Talons for great prizes like stickers, mugs, and t-shirts. You can also be entered into drawings for hoodies, Yeti mugs, Bluetooth headphones, and so much more!

Talons

TALON CLUB

GET ENGAGED WITH THE TALON CLUB

The reward program that pays out with prizes!

STEP 1

Get familiar with SkyHub and download your digital ID

Download the "Digital ID by Presence" app onto your device

Type in your FLC email address

A PIN will be sent to your FLC email address

Enter the PIN into your setup screen

Use this app or your FLC Skycard to check in at events all across campus

Header

Content

Section

Header

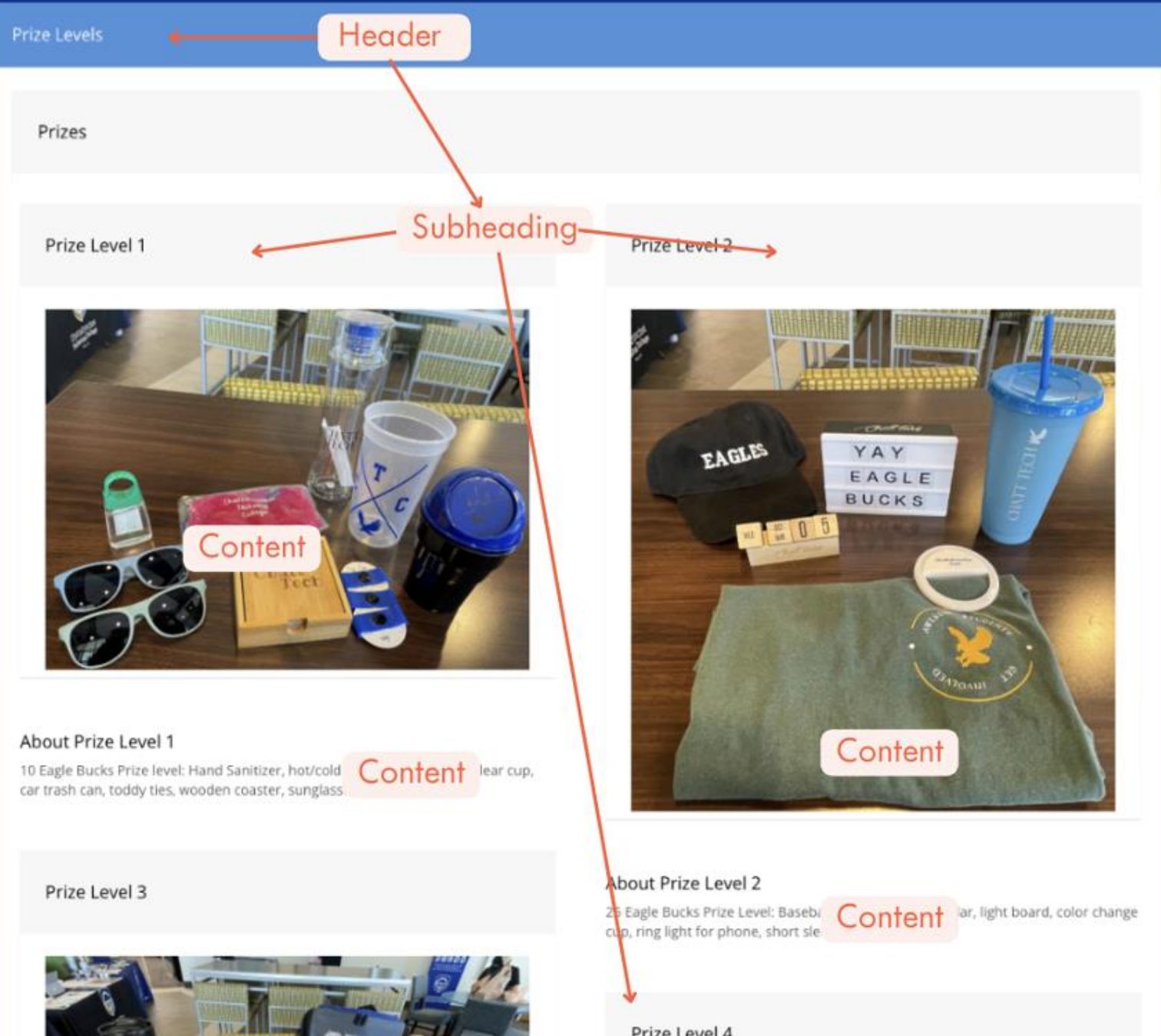
Content

Section

46

Engage

npus.com




Points Type Landing Page

Details

Description

Want free HCC Student Life swag? It's easy! Just attend certain events hosted by the Office of Student Life where you can earn Eagle Points and redeem them for exclusive swag!

Frequently Asked Questions



What are Eagle Points?
The Eagle Point system is an incentive program created by the Office of Student Life to encourage student engagement and involvement.

Who can earn Eagle Points?
Any current HCC student can earn points by participating in the Swoop 1971 certified events.

Where can I pick up prizes?
Once you have completed your redemption form your local Office of Student Life will reach out with locations for pick up.

How long do Eagle Points last?
Eagle points can be accumulated beginning the Fall semester and must be redeemed by the end of the Spring semester of the same academic year.

Special Notes
Students are encouraged to actively participate in these events. Students will only receive credit if they are present for the entire event. Additionally, students cannot attend more than one event at the same time (VIRTUAL) and receive credit. If this is the case, the student will only receive credit for one of the events.

How To Earn

Earn Student Life Swag by accumulating Eagle Points by attending certified Swoop 1971 events. You can find certified Swoop events by

1. Visiting hccs.presence.io/events
2. Click Earn
3. Points

This will pull up all qualifying events.

Point Amounts

- 15 Points = Small Koozie Cup or T-Shirt
- 25 Points = Umbrella or Movie Passes
- 50 Points = Hoodies or Cooler Backpack

Redeem Points

[CLICK HERE TO REDEEM YOUR POINTS](#)

Points Type
Title

Header

Section

Content

Partner Program Highlight – SWAG Points

How to Earn Points

You can earn points through a variety of ways! See the list below and click on the numbers up top for specifics on how you can earn:

Student Organizations **make sure you are listed on your organizations roster in Warrior Connect to earn these points!**

- Hold a President position for a Student Organization for a minimum of 3 months- 25 Points
- Hold a Vice President position for a Student Organization for a minimum of 3 months- - 20 Points
- Hold another officer position (Secretary, Treasurer, or Committee Chair) for a Student Organization for a minimum of 3 months- - 15 Points
- Be a member of a Student Organization for a minimum of 3 months- - 10 Points

Event Attendance

- Attend New Student Orientation- 20 Points
- Attend designated Campus Wide Events (select the number 15 above to see list of events) - 15 Points
- Attend WIN Podcast Events- 5 Points
- Attend Pop-Up Events (select the number 5 above to see list of events) - 5 Points

Other Activities

- Earn the Engaged Citizen, Engaged Leader, and Humanitarian Experience Types (must complete all experiences under each badge) on Involve- check that out **HERE** - 25 Points
- Visit the CPD for a Resume Review or Attend a Resume Review Session- 20 Points
- Attend a Tutoring/Writing Session in the LC- 10 Points
- Reserve the Relaxation Chair provided by SWACC- 10 Points
- Visit the CPD to browse the Clothes Closet- 5 Points
- Engage with Social Media Streaming- 5 Points

Student Org
Participation

Event Attendance

Other
participation
opportunities

REDEEM YOUR POINTS AT STUDENT SUCCESS COMMONS



Redeem your points through the Presence Platform and pick up your prize at the Student Success Commons. If you wish to redeem points marked with an *, you will be entered into a drawing for that prize. For more information, please contact the Student Success Commons at successcommons@tamuct.edu

POINTS	PRIZE
100	Choice of Student Affairs SWAG
200	\$15 gift card (Walmart/HEB/Amazon)
300	TAMUCT apparel (t-shirt, polo, scarf, hat)
400	2 tickets to local entertainments (movie, bowling, arcade)
500	\$50 Amazon gift card
*600	FitBit / Yoga bundle / Bluetooth Earpods
*750	Tablet / Chrome Book
*1000	X-BOX / Play Station 5

For More information, please contact
254.501.5940 successcommons@tamuct.edu



TEXAS A&M
UNIVERSITY
CENTRAL TEXAS.

Clear Directions

Clear Chart

View Your Points

CLICK HERE

Send to profile

How to Redeem

Points can be redeemed through the Involve platform by clicking the button below. Your prize can be claimed at the Student Success Commons located in Warrior Hall, Room 111.

Directions to redeem

Click to Redeem

CLICK HERE

Link to form

Points System Creation

1. Design your points program
2. Plan your incentives
- 3. Create points in Involve**
4. Add points to tags, events, skills, or experiences

Points System Creation

1. Design your points program
2. Plan your incentives
3. Create points in Involve
4. Add points to tags, events, skills, or experiences

Assign Points

Create an “Earn Points” tag

55

The screenshot displays the Modern Campus user interface. On the left is a vertical sidebar with icons for adding new items, viewing a grid, documents, groups, a calendar, a globe, currency, a graduation cap, a heart, and a star. The main header area is dark red with the word "Events" in large white text. Below the header, there are tabs for "EVENTS" and "REQUESTS". A "Tags" panel is visible in the background, featuring a search bar labeled "Search Tags" and a "Title" field. Overlaid on this is a white "Create Tag" modal. Inside the modal, the "Tag Name" field contains the text "Earn Points". At the bottom right of the modal are two buttons: "CREATE" and "CLOSE".

Create pathway to tag

56

+

Pathway

✓ SAVE CHANGES

Earn Opportunity

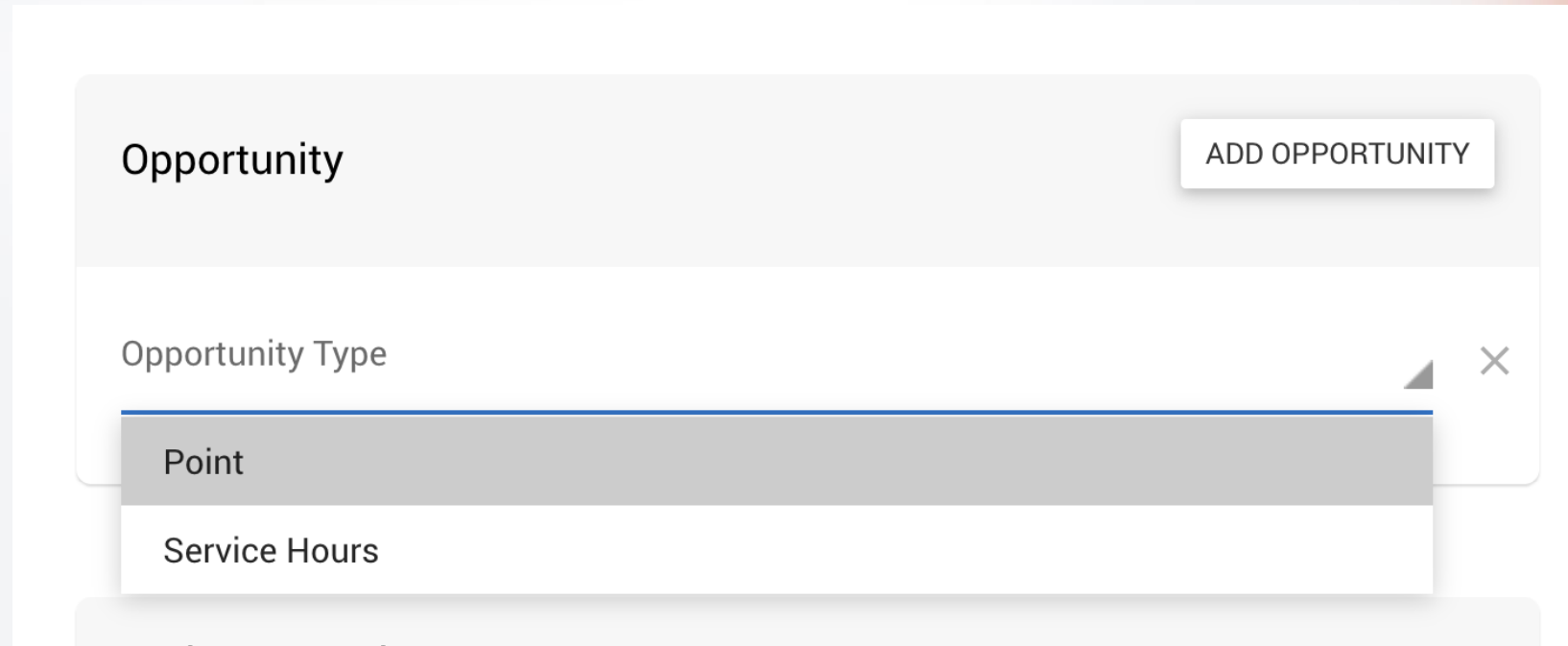
SINGLE MULTIPLE

Choose an opportunity to earn by completing the following conditions

Opportunity	Points
Point	<div>Cricket Points</div> <div>Cricket Points!</div> <div>Involvement Points</div> <div>Leadership Points</div>

Add to individual events

- Add “Opportunity Type” from your event edit page
- Great for
 - Different values for different types of events
 - More tailored to event circumstances
 - More administrative control



The screenshot shows a web form titled "Opportunity" with a button labeled "ADD OPPORTUNITY" in the top right corner. Below the title is a section labeled "Opportunity Type" which contains a dropdown menu. The dropdown menu is open, showing two options: "Point" (highlighted with a grey background) and "Service Hours". A close button (X) is visible in the top right corner of the dropdown menu.

Manually add points to a student profile

RULES

ENROLLMENT

EARNED

Earned

View students who have earned this opportunity

GRANT

REDEEM

EXPIRE

Q

Search

Name	Email	Amount
Dael Chippin	kseale+4654766@moderncampus.com	35
Davidde Feehery	kseale+9189405@moderncampus.com	35
Elias Bernardino	kseale+1187109@moderncampus.com	35
Freemon Bucknall	kseale+5945397@moderncampus.com	95
Gav Proughten	kseale+2155114@moderncampus.com	35

58

Platform Demo

- Create a “Cricket Points” tag
- Create a “Cricket Points” pathway
- Add “Cricket Points” to an event
- Add points to a student manually

What can you put into
practice TODAY?

Q&A

Please put your questions in the Q&A box.
I'll get to as many as possible and follow up via
email if more research is needed!

Thank You

See you next month!

```
graph LR; Account --> User; User --> Role; Role --> Permissions
```

Account

User

Role

Permissions

Personal Information Management

Profile
Restriction



View Person Profiles

Student
Number
Restriction



View Student Numbers

Smart
Transcript
Restriction



Download Smart Transcript